

FAIRFIELD



Assistant Director of Communications - Video (WBB Contact): Ivey Speight | Cell: 203-912-2032 | Email: ispeight@fairfield.edu
Website: FairfieldStags.com | Twitter: @StagsWBBall | Instagram: @FairfieldWBB | Facebook: @FairfieldWomensBasketball

Game 23

February 8, 2018 • 11 a.m. • New Rochelle, N.Y. • Hynes Athletic Center (2,611)

Fairfield
Stags
9-13, 6-5 MAAC

Head Coach: Joe Frager
Record at Fairfield: 198-141 (11th)
Career Record: 387-224 (20th)
Top Scorer: Samantha Cooper (14.3 ppg)
Top Rebounder: Samantha Cooper (10.3 rpg)



VS



Iona
Gaels
1-22, 1-11 MAAC

Head Coach: Billi Chambers
Record at Iona: 83-68 (5th)
Career Record: Same
Top Scorer: Alexis Lewis (13.7 ppg)
Top Rebounder: Alexis Lewis (8.3 rpg)

2017-18 SCHEDULE

OVERALL: 9-13 MAAC: 6-5
HOME: 6-4 AWAY: 3-8 NEUTRAL: 0-1

NOVEMBER

Fri. 10	Richmond	L, 72-67
Tue. 14	at William & Mary	L, 57-47
Fri. 17	at Northeastern	L, 63-43
Tue. 21	Mount St. Mary's	W, 76-65
Sat. 25	at Lehigh	L, 56-53
Sun. 26	New Hampshire	L, 71-61
Wed. 29	UMass Lowell	W, 78-67

DECEMBER

Sun. 3	at Boston College	W, 66-58
Wed. 6	#20/22 Villanova	L, 73-44
Mon. 11	at Rhode Island	L, 62-47
Thu. 21	at Seton Hall	L, 80-61
Fri. 29	at Canisius*	W, 56-52

JANUARY

Tue. 2	Niagara*	W, 59-53 OT
Fri. 5	Monmouth*	W, 61-55 OT
Wed. 10	Rider*	L, 61-45
Sat. 13	at Marist*	L, 71-63
Mon. 15	Saint Peter's*	W, 62-41
Sat. 20	at Quinnipiac*	L, 77-45
Mon. 22	at Siena*	L, 51-40
Sat. 27	at Rider*	W, 68-57

FEBRUARY

Fri. 2	Quinnipiac*	L, 58-39
Sun. 4	Manhattan*	W, 55-52
Thu. 8	at Iona*	11 a.m.
Sat. 10	at Manhattan*	3 p.m.
Wed. 14	Marist*	7 p.m.
Sat. 17	Siena*	5 p.m.
Mon. 19	at Saint Peter's*	7 p.m.
Fri. 23	at Monmouth*	7 p.m.
Sun. 25	Iona*	2 p.m.

MARCH

Thu- 1-5	MAAC Championship	TBA
Mon	at Albany, N.Y.	

*- MAAC Game
&-Christmas City Classic at Bethlehem, Pa.

Game Information

Promotions: Kids' Day Out
Live Stats: ICGaels.com

Watch On: ESPN3
Listen: WVOF (John Cummings)

Series History

Fairfield Record:	56-29
At Home:	23-9
On Road:	20-14
At Neutral Site:	5-1
Frager Era:	11-12
First Meeting:	1974
Current Streak:	Fairfield loss 1

Last Five Meetings:

Date	Result	Location
2/19/17	L, 65-55	New Rochelle
12/4/16	W, 68-59	Fairfield
2/24/16	L, 69-53	New Rochelle
12/2/15	L, 56-46	Fairfield
2/26/15	W, 74-62	New Rochelle

Projected Starters

5 • MACEY HOLLENSHEAD



5-7 • G • Sr. • Needmore, Pa.

PPG	RBD	AST	BLK	STL	FG%	3FG%	FT%
4.5	2.2	1.3	0.0	0.6	.500	.419	.618

NOTABLES: Has tied a career-high with 14 points in two of last three games (Rider, Manhattan)

2 • SAM KRAMER



5-6 • G • So. • Bernardsville, N.J.

PPG	RBD	AST	BLK	STL	FG%	3FG%	FT%
10.0	2.6	2.5	0.0	0.6	.356	.336	.800

NOTABLES: Reached double figures three-straight games...Tied a program single-game record with seven 3-pointers against Mount St. Mary's.

14 • CASEY FOLEY



5-8 • G • Jr. • Ardsley, N.Y.

PPG	RBD	AST	BLK	STL	FG%	3FG%	FT%
6.0	3.2	3.4	0.3	1.6	.291	.315	.783

NOTABLES: Ranked third in MAAC in assist-to-turnover ratio...Led Stags in both assists (7) and rebounds (7) against Manhattan

11 • SAMANTHA COOPER



6-2 • F • R-Sr. • Sudbury, Ontario

PPG	RBD	AST	BLK	STL	FG%	3FG%	FT%
14.3	10.2	1.2	0.4	0.5	.352	.276	.670

NOTABLES: Ranked sixth all-time in rebounds and 22nd in points...Hit 150th career 3-pointer against Monmouth

13 • KHADIDIATOU DIOUF



6-3 • F • R-Jr. • Dakar, Senegal

PPG	RBD	AST	BLK	STL	FG%	3FG%	FT%
10.3	6.3	0.8	0.6	0.7	.401	.000	.667

NOTABLES: Had reached double figures in four-straight games, tying longest streak of her career.

HEAD
COACH

JOE
FRAGER



11th SEASON AT FAIRFIELD | 20TH SEASON OVERALL

CAREER RECORD School (Seasons)	OVERALL			CONFERENCE		
	W	L	%	W	L	%
SCSU (9)	189	83	.696	119	69	.633
Fairfield (10)	198	141	.584	128	71	.643
OVERALL (20)	387	224	.633	247	140	.638

YEAR-BY-YEAR RECORD

	CONFERENCE		POSTSEASON
	W-L	W-L	
SOUTHERN CONNECTICUT STATE			
1998-99	18-11	9-9	ECAC Tournament
1999-00	17-11	8-8	
2000-01	10-17	7-15	
2001-02	15-12	11-11	
2002-03	22-10	14-8	NCAA Regionals
2003-04	19-10	13-9	
2004-05	25-6	18-4	NCAA Regionals
2005-06	29-4	19-3	NCAA Regionals
2006-07	34-2	20-2	NCAA Championship

FAIRFIELD			
2007-08	22-9	11-7	
2008-09	18-13	12-6	
2009-10	20-14	11-7	WBI Second Round
2010-11	17-13	10-8	
2011-12	24-9	15-3	WNIT
2012-13	18-14	11-7	WBI Second Round
2013-14	22-11	15-5	WBI Semifinals
2014-15	15-16	13-7	
2015-16	16-15	11-9	WBI
2016-17	17-14	13-7	
2017-18	9-13	6-5	

CAREER MILESTONE WINS

#	TEAM	OPPONENT (DATE)	SCORE
1	SCSU	Molloy (11-18-98)	83-53
50	SCSU	NYIT (1-4-02)	81-67
100	SCSU	Le Moyne (2-24-04)	65-31
150	SCSU	St. Michael's (2-18-06)	50-34
200	Fairfield	Niagara (1-12-08)	81-65
250	Fairfield	Quinnipiac (11-12-10)	65-48
300	Fairfield	Iona (1-18-13)	60-54
350	Fairfield	Harvard (12-28-15)	67-50

NUMERICAL ROSTER

#	NAME	POS	HT.	CLASS	HOMETOWN	HIGH SCHOOL (PREVIOUS)
1	Katie Armstrong	G/F	6-2	R-So.	Collegeville, Pa.	Perikomen Valley (Saint Joseph's)
2	Sam Kramer	G	5-6	So.	Bernardsville, N.J.	Gill St. Bernard's
4	Erika Schlosser	G	5-9	So.	Apple Valley, Minn.	Eastview
5	Macey Hollenshead	G	5-7	Sr.	Needmore, Pa.	Southern Fulton
11	Samantha Cooper	F	6-2	R-Sr.	Sudbury, Ontario	Lockerby Composite School
12	Eden Nibbelink	G/F	6-2	Fr.	Winona, Minn.	Winona
13	Khadidiatou Diouf	F	6-3	R-Jr.	Dakar, Senegal	Lake Forest Academy (IUPUI)
14	Casey Foley	G	5-8	Jr.	Ardsley, N.Y.	Ardsley
15	Kristen McLaughlin	G	5-11	Sr.	Blauvelt, N.Y.	Tappan Zee
20	Kendra Landy	G	5-9	Jr.	Durham, Conn.	Mercy
30	Sam Lewis	G	5-11	Fr.	Elkridge, Md.	Howard
31	Meagan Morelli	F	5-10	Fr.	Nashua, N.H.	Bishop Guertin
40	Molly Bauer	F	6-4	Fr.	Connellsville, Pa.	Connellsville
42	Jordan Frye	G	5-9	Fr.	Lynn, Mass.	Marianapolis Prep
44	Nicole Bus	F	6-1	So.	Bright's Grove, Ontario	Northern Collegiate

ALPHABETICAL ROSTER

1	Katie Armstrong	G/F	6-2	R-So.	Collegeville, Pa.	Perikomen Valley (Saint Joseph's)
40	Molly Bauer	F	6-4	Fr.	Connellsville, Pa.	Connellsville
44	Nicole Bus	F	6-1	So.	Bright's Grove, Ontario	Northern Collegiate
11	Samantha Cooper	F	6-2	R-Sr.	Sudbury, Ontario	Lockerby Composite School
13	Khadidiatou Diouf	F	6-3	R-Jr.	Dakar, Senegal	Lake Forest Academy (IUPUI)
14	Casey Foley	G	5-8	Jr.	Ardsley, N.Y.	Ardsley
42	Jordan Frye	G	5-9	Fr.	Lynn, Mass.	Marianapolis Prep
5	Macey Hollenshead	G	5-7	Sr.	Needmore, Pa.	Southern Fulton
2	Sam Kramer	G	5-6	So.	Bernardsville, N.J.	Gill St. Bernard's
20	Kendra Landy	G	5-9	Jr.	Durham, Conn.	Mercy
30	Sam Lewis	G	5-11	Fr.	Elkridge, Md.	Howard
15	Kristen McLaughlin	G	5-11	Sr.	Blauvelt, N.Y.	Tappan Zee
31	Meagan Morelli	F	5-10	Fr.	Nashua, N.H.	Bishop Guertin
12	Eden Nibbelink	G/F	6-2	Fr.	Winona, Minn.	Winona
4	Erika Schlosser	G	5-9	So.	Apple Valley, Minn.	Eastview

COACHING STAFF

Head Coach:	Joe Frager	11th Season (UConn '84)
Associate Head Coach:	Laura Scinto	11th Season (Bryant '89)
Assistant Coach:	David Jollon	Second Season (Thomas Edison State)
Assistant Coach:	Stephanie Geehan	Third Season (Fairfield '10)
Director of Operations:	Taryn Johnson	Second Season (Fairfield '12)

SUPPORT STAFF

Athletic Director:	Paul Schlickmann
Athletic Trainer:	Kaila Harpin
Strength and Conditioning:	Jonathan Begley
Managers:	Molly Isberg, Anywaya Quashie, Daija Solano, Isabelle Forit
Media Relations:	Ivey Speight

PRONUNCIATION GUIDE

Erika Schlosser	Shh law sir
Macey Hollenshead	Holl ins head
Eden Nibbelink	Nib a link
Khadidiatou Diouf	Ha dija to Joof
Kristen McLaughlin	Mc Lock lin



MAAC STANDINGS

TEAM	MAAC			OVERALL		
	W	L	PCT	W	L	PCT
Quinnipiac	13	0	1.000	19	5	.792
Marist	10	2	.833	14	10	.583
Siena	8	5	.615	13	11	.542
Fairfield	6	5	.545	9	13	.409
Niagara	6	6	.500	9	14	.391
Rider	6	6	.500	9	14	.391
Canisius	6	6	.500	8	15	.348
Manhattan	5	6	.455	8	14	.364
Monmouth	4	7	.364	6	16	.273
Iona	1	11	.083	1	22	.043
Saint Peter's	1	12	.077	4	20	.167

MAAC SCHEDULE

8 (Thursday)

Niagara at Manhattan.....	7:00 p.m.
Marist at Monmouth.....	7:00 p.m.

9 (Friday)

Canisius at Quinnipiac.....	5:00 p.m.
Saint Peter's at Rider.....	7:00 p.m.

FAIRFIELD QUICK FACTS

School Information

Location	Fairfield, Conn.
Enrollment	5,138
President	Dr. Mark Nemec
Athletic Director	Paul Schlickmann
Founded	1942
Nickname/Mascot	Stags/Lucas
Colors	Cardinal Red
Affiliation	NCAA Division I
Conference	MAAC
Home Arena	Alumni Hall
Capacity	2,479



Women's Basketball Information

Division I Seasons	37th (1981-82)
All-Time Record (Pct.)	632-465 (.576)
NCAA Appearances	Four
MAAC Regular Season Titles	Three
MAAC Tournament Titles	Three

Team Information

2016-17 Record	17-14
2016-17 MAAC Record (Finish)	13-7 (Third)
2016-17 Home/Road/Neutral	9-4/7-9/1-1
Letterwinners Returning/Lost	9/3
Starters Returning/Lost	3/2
Newcomers	6

Tale of the Tape

	Statistic	
9-13	Overall Record	1-22
6-5	Conference Record	1-11
56.2	Points Per Game	53.2
61.5	Opp. Points Per Game	68.2
.355	Field Goal Pct.	.375
.289	3-Pt Field Goal Pct.	.260
.683	Free Throw Pct.	.675
35.2	Rebounds Per Game	32.6
-3.1	Rebounding Margin	-4.1
13.6	Assists Per Game	12.2
6.0	Steals Per Game	6.8
2.4	Blocks Per Game	2.0
13.7	Turnovers Per Game	18.0
+1.1	Turnover Margin	-2.9

IN CASE YOU MISSED IT

- The Stags are coming off a gritty 55-52 victory over Manhattan, the team's second win in their last three games.
- Fairfield led for over 32 minutes in the game and led by as many as 13 points as they scored 20 points in the first quarter, including a 16-4 run to start the game. Fairfield would stay ahead until the closing minute of the third quarter when Manhattan would tie the contest. Fairfield would take the lead for good on a Khadidia-tou Diouf layup with 2:07 left in the game.
- Also for the second time during the last three game span, Macey Hollenshead tied a career-high with 14 points on a perfect 5-for-5 showing from the field. The senior also led the team with three steals and numerous deflections.

SHUTTING DOWN THE LEADING SCORER

- The Stags' defense held Manhattan's Kayla Grimme to 12 points in their home win, the ninth time during the conference slate when they held the opponent's leading scorer to below their season average.
- Out of the 10 conference games the Stags have played, only Quinnipiac's Jen Fay (on the road) and Rider's Stella Johnson (at Alumni Hall) have exceeded their scoring average.
- During those games, the Stags have held a team's leading scorer to under 10 points in four games: Canisius' Sara Hinriksdottir (9), Saint Peter's Talah Hughes (7), Siena's Kollyns Scarbrough (7), and Quinnipiac's Jen Fay (5).

MACEY SHINES AGAIN

- Since entering the starting lineup three games ago, senior Macey Hollenshead has shown her success on the offensive front, setting a career-high with 14 points in twice during that span.
- During that span, Hollenshead is shooting 62 percent from the field (8-for-13) and has also tied her season-highs in rebounds (6) and assists (3) twice.
- Hollenshead also scored her 200th career point and hauled in her 100th career rebound in the win against Manhattan.

THE GAELS SCOUTING REPORT

- The Gaels will enter the contest with a 1-22 overall record, including a 1-11 mark in league play. Iona's lone win came against Saint Peter's on January 28.
- Last season's All-MAAC First Team honoree Alexis Lewis is the team's leading scorer with 13.7 points per game and also leads the team in rebounding with 8.3 boards per contest. She is also the team's long range threat, leading the Gaels with 45 3-pointers this season.
- The Gaels enter play 11th in the MAAC in both scoring offense (53.2) and scoring defense (68.2). Iona has three players to average more than 5.0 PPG with Lewis (13.7), eight-time MAAC Rookie of the Week Toyosi Abiola (12.5), and Treyanna Clay (10.0).

MISCELLANEOUS STATS

GAMES STARTED

Player	17-18	Career	Streak
Samantha Cooper	22	111	24
Casey Foley	22	50	40
Macey Hollenshead	3	29	3
Kendra Landy	19	24	-
Sam Kramer	22	22	22
Khadidiatou Diouf	22	22	22

GAMES SCORED IN DOUBLE FIGURES

Player	17-18	Career
Samantha Cooper	15	62
Khadidiatou Diouf	14	15
Sam Kramer	11	12
Casey Foley	5	5
Kendra Landy	3	5
Macey Hollenshead	2	4
Erika Schlosser	1	1

20-POINT GAMES

Player	17-18	Career
Samantha Cooper	4	7
Sam Kramer	1	1

10-REBOUND GAMES

Player	17-18	Career
Samantha Cooper	11	35
Khadidiatou Diouf	4	4

10-ASSIST GAMES

Player	17-18	Career
Kendra Landy	1	1

DOUBLE-DOUBLES

Player	17-18	Career
Samantha Cooper	10	27
Khadidiatou Diouf	2	2
Kendra Landy	1	1

WINNING THE OPENING TIP

Player	17-18	Career
Khadidiatou Diouf	17	17

3-POINT PLAY CONVERSIONS

Player	17-18
Macey Hollenshead	2-2
Kristen McLaughlin	2-2
Casey Foley	1-1
Erika Schlosser	1-1
Sam Kramer	1-1
Samantha Cooper	3-5
Khadidiatou Diouf	2-4

TOTAL **FFD 12-16 (.750)** **OPP 18-27 (.667)**

4-POINT PLAY CONVERSIONS

Player	17-18
--------	-------

TOTAL **FFD 0-0 (.000)** **OPP 1-1 (1.000)**

CHARGES DRAWN

Player	17-18
Khadidiatou Diouf	5
Casey Foley	5
Samantha Cooper	2
Kendra Landy	2
Macey Hollenshead	2

MOVING ON UP

- Samantha Cooper is continuing to move up the program's career rebounding and points chart. She currently ranks sixth in the record books with 920 boards and 22nd with 1,157 points
- Cooper will now try and move into the top-five by catching Robin Massari (1990-94) who recorded 930 boards in her career.
- Cooper also is 22nd in scoring at 1,157. She is 12 points behind Megan Light (1998-02) who is next on the list.

NO BLOCKS

- For the first time this season, a Fairfield opponent did not record a block as Manhattan could not swat a Stag shot.
- It was the second-straight game where a Stag opponent set a season-low in blocks as Quinnipiac was only able to tally one in their victory.
- Over the last three games, Fairfield opponents are averaging 1.0 blocks per game, as opposed to the 4.2 they were averaging in the previous 19.

KRAMER'S TRIFECTA

- Sam Kramer hit all three of her 3-point attempts in the first half against Quinnipiac, the sixth time this season she has connected on three or more long range shots in a half.
- When she does hit three or more in a half, Kramer is shooting 72 percent from long range (21-for-29).
- In the other halves, Kramer is connecting on 23 percent of her opportunities, (22-for-97)

MORE ON COOPERS BOARDS

- With her 920 career rebounds, Samantha Cooper is 18th among active NCAA Division I players, four behind Central Michigan's Reyna Frost.
- She is also 80 rebounds away from becoming the fifth player in program history with 1,000 points and 1,000 rebounds. With at least eight games left, Cooper would have to average 10.0 boards per game for that number.
- The three boards against Manhattan was her lowest total since Feb 26, 2016 (QU)

STAGS PICKED FOURTH

- For the fifth-straight season, the Fairfield women's basketball team was picked in the top-four of the Metro Atlantic Athletic Conference (MAAC) Preseason Poll.
- The Stags were picked fourth in the poll which was voted upon with the league's 11 head coaches.
- Samantha Cooper earned her first career selection on an All-MAAC squad as the league selected her to the Preseason All-MAAC Third Team.

2017-18 MAAC Preseason Poll

Quinnipiac	Siena
Marist	Niagara
Iona	Manhattan
Fairfield	Saint Peter's
Monmouth	
Rider	
Canisius	

SUPERLATIVE TEAM STATS

POINTS OFF TURNOVERS		
TEAM	TOTAL	PER GAME
FFD	251	11.4
OPP	265	12.0

SECOND CHANCE POINTS		
TEAM	TOTAL	PER GAME
FFD	172	7.8
OPP	198	9.0

POINTS IN THE PAINT		
TEAM	TOTAL	PER GAME
FFD	479	21.8
OPP	622	28.3

FAST BREAK POINTS		
TEAM	TOTAL	PER GAME
FFD	87	4.0
OPP	122	5.5

BENCH POINTS		
TEAM	TOTAL	PER GAME
FFD	248	11.3
OPP	335	15.2

POINTS ON FREE THROWS		
TEAM	TOTAL	PER GAME
FFD	185	8.4
OPP	227	10.3

POINTS FROM 3-POINTERS		
TEAM	TOTAL	PER GAME
FFD	441	20.0
OPP	417	19.0

POINTS FROM TWO POINTERS		
TEAM	TOTAL	PER GAME
FFD	620	28.1
OPP	688	31.3

2017-18 RECORD WHEN.....

Overall	9-13
Home	6-4
Away	3-8
Neutral	0-1
Conference	6-5
Decided by 3 points or fewer	1-1
Decided by 4-6 points	3-1
Decided by 7-9 points	2-1
Decided by 10-19 points	2-7
Decided by 20 or more points	1-3
Out-rebounding opponent	2-4
Out-rebounded by opponent	7-8
Equals opponent's rebounds	0-1
Scoring first	4-4
Opponent scores first	5-9
Leading at half	4-1
Trailing at half	5-12
Tied at half	0-0
Regulation	7-13
Overtime	2-0
Leading FG%	4-2
Trailing FG%	5-11
Equals opponent FG%	0-0
FG% .500 and higher	1-0
FG% .400-.499	3-3
FG% .300-.399	5-5
FG% .299 and lower	0-5
Opponent FG% .500 and over	1-1
Opponent FG% .400-.499	2-8
Opponent FG% .300-.399	5-4
Opponent FG% .299 and lower	1-0
Leading FT%	6-2
Trailing FT%	3-11
Equals opponent FT%	0-0
Scoring 80-89 points	0-0
Scoring 70-79 points	2-0
Scoring 60-69 points	4-4
Scoring 50-59 points	3-1
Scoring fewer than 50 points	0-8
Opponent scores 80-89 points	0-1
Opponent scores 70-79 points	0-5
Opponent scores 60-69 points	2-3
Opponent scores 50-59 points	6-4
Opponent scores fewer than 50 points	1-0
America East	1-1
Atlantic-10	0-2
Atlantic Coast Conference	1-0
Big East	0-2
Colonial Athletic Conference	0-2
Northeast Conference	1-0
Patriot League	0-1
Facebook Live	4-3
Stags Sports Network	2-1
ESPN3	2-2
November	2-5
December	2-3
January	4-4
February	1-1
March	0-0
Sunday	2-1
Monday	1-2
Tuesday	2-1
Wednesday	1-2
Thursday	0-1
Friday	2-3
Saturday	1-3

STAGS IN ALUMNI HALL

- The Stags welcomed their first nationally ranked opponent to Alumni Hall since the 1997-98 season when #22 Tulane came to town.
- The Stags have used their home court to their advantage in their history, owning a 272-93 (.745) record all-time in the building. In the Joe Frager era, the Stags are 83-31 (.728). Fairfield went 8-3 at Alumni Hall last season and won as many as 13 during the 2013-14 season.

Frager in Alumni Hall

Year	Record	Year	Record
2017-18	6-3	2011-12	9-1
2016-17	8-3	2010-11	10-2
2015-14	7-6	2009-10	8-2
2014-15	5-4	2008-09	4-2
2013-14	7-2	2007-08	6-2
2012-13	13-4	Total	83-31

Stags Starting Lineups

Opp.	1	2	3	4	5
Richmond	Landy	Kramer	Foley	Cooper	Diouf
@William&Ma	Landy	Kramer	Foley	Cooper	Diouf
@Northeastern	Landy	Kramer	Foley	Cooper	Diouf
MountSt.Mary	Landy	Kramer	Foley	Cooper	Diouf
@Lehigh	Landy	Kramer	Foley	Cooper	Diouf
vs. UNH	Landy	Kramer	Foley	Cooper	Diouf
Umass Lowell	Landy	Kramer	Foley	Cooper	Diouf
@BC	Landy	Kramer	Foley	Cooper	Diouf
Villanova	Landy	Kramer	Foley	Cooper	Diouf
@Rhodelsland	Landy	Kramer	Foley	Cooper	Diouf
@Seton Hall	Landy	Kramer	Foley	Cooper	Diouf
@Canisius	Landy	Kramer	Foley	Cooper	Diouf
Niagara	Landy	Kramer	Foley	Cooper	Diouf
Monmouth	Landy	Kramer	Foley	Cooper	Diouf
Rider	Landy	Kramer	Foley	Cooper	Diouf
@Marist	Landy	Kramer	Foley	Cooper	Diouf
SaintPeters	Landy	Kramer	Foley	Cooper	Diouf
@Quinnipiac	Landy	Kramer	Foley	Cooper	Diouf
@Siena	Landy	Kramer	Foley	Cooper	Diouf
@Rider	Hollenshead	Kramer	Foley	Cooper	Diouf
Quinnipiac	Hollenshead	Kramer	Foley	Cooper	Diouf
Manhattan	Hollenshead	Kramer	Foley	Cooper	Diouf
@Iona					
@Manhattan					
Marist					
Siena					
@SaintPeters					
@Monmouth					
Iona					

The Last Time Fairfield...

Won an overtime game

Jan. 5, 2018 - vs Monmouth W, 61-55

Lost an overtime game

Jan. 26, 2017 - vs Monmouth L, 60-53

Played a double overtime game

Nov. 22, 2014 - vs Butler W, 81-77

Scored 70-79 points

Nov. 29, 2017 - vs UMass Lowell W, 78-67

Allowed 70-79 points

Jan. 20, 2018 - at Quinnipiac L, 77-45

Scored 80 or more points

Feb. 14, 2016 - vs Monmouth W, 80-70

Allowed 80 or more points

Dec. 21, 2017 - at Seton Hall L, 80-61

Scored less than 50 points

Feb. 2, 2018 - vs Quinnipiac L, 58-39

Allowed less than 50 points

Jan. 15, 2018 - vs Saint Peter's W, 62-41

Blocked 10 or more shots

Dec. 28, 2012 - at Saint Joseph's L, 51-38

Had 10 or more steals

Jan. 15, 2018 - vs Monmouth (10)

Had 20 or more assists

Nov. 21, 2017 - vs Mount St. Mary's (23)

Grabbed 50 or more rebounds

Nov. 22, 2014 - vs Butler (54)

Made 10+ 3-pointers

Jan. 13, 2018 - at Marist (10)

Made 25+ free throws

Dec. 31, 2013 - at Niagara (29)

Did not attempt a free throw

Mar. 1, 2013 - vs Loyola L, 56-48

Did not make a free throw

Dec. 29, 2011 - at UConn L, 93-40

The Last Time Fairfield Had...

A player score 30 points

32, Stephanie Geehan at Siena (2/15/10)

A player grab 20 rebounds

20, Stephanie Geehan vs Loyola (1/5/10)

A player record 10 assists

10, Kendra Landy at Boston College (12/3/17)

A player with five steals

5, Kendra Landy vs Monmouth (1/5/18)

A player with 5 or more 3-pointers

6, Samantha Cooper at Boston College (12/3/17)

A player with 10 steals

10, Christine Fryer vs George Mason (1/16/96)

A player with 5 blocks

5, Kristin Schatzlein at Siena (2/17/16)

A player made 10 or more free throws

11, Felicia DaCruz vs Rider (3/7/14)

Two players record double-doubles

Khadidiatou Diouf, Samantha Cooper vs Niagara (1/2/18)

Five players in double figures

Vasquez, Obi-Tabot, Schatzlein, DaCruz, Cizynski vs Niagara (12/31/13)

A player who converted a 4-point play

Sam Kramer at Rider (1/14/17)

OVER 400

- After not approaching the .400 mark in field goal percentage for the first seven conference games, the Stags have reached that number twice over the last three.
- The Stags shot .440 from the floor against Manhattan, their best number during the conference slate.
- However, the Stags still rank 11th in the league in field goal percentage during MAAC games with a .342 clip, with Saint Peter's (.355) the next closest team.

LEADING THE CHARGE

- Forward Khadidiatou Diouf drew three charges in Fairfield's win against Manhattan, the most by a Stag player in a single game this season.
- These opportunities helped Fairfield limit Manhattan's Kayla Grimme to just 12 points as fell in foul trouble in the afternoon.
- Diouf is now tied for the team lead in charges with Casey Foley who both have drawn five this year.

TAKING THE THREE

- The Stags rank second in the MAAC and 59th in the country with their 508 attempts from behind the arc.
- Their most attempts came in the Fairfield win at Canisius when they took 31 shots from long range. That number ties the most in program history as the Stags also hoisted up 31 attempts on December 9, 2004 against Delaware.
- Conversely, the Stags took a season-low 13 attempts at Rider.
- On this pace, the Stags will attempt 693 shots from behind the arc, which will shatter the previous record set in 2012-13 (627).

HELPING OUT

- The Stags are currently fifth in the MAAC in assists (13.6) and third in assist-turnover ratio (0.99).
- Fairfield has assisted on 299 of their 452 made field goals (66 percent) this season. Two different players are averaging at least 3.0 assists per game: Kendra Landy (3.4), and Casey Foley (3.4).
- In Fairfield's victory at Canisius, the Stags assisted on all 18 of their field goals.

ANOTHER TOP DEFENSIVE SEASON

- The Stags are second in the MAAC in scoring defense, with their opponents averaging 61.5 points per game.
- The Stags also found their success on the defensive side of the ball during the 2016-17 season, allowing 57.5 points per game, the best number in the conference and the 30th best nationally.
- Defensive success has been the calling card for Joe Frager's teams. Frager now owns the 10 best defensive teams in program history.
- All 10 of his teams have allowed fewer

than 63.3 points per game, which was the program record set back during the program's first Division I season in 1981-82.

LANDY DANDY

- Kendra Landy had her best overall game of the season in the Fairfield win at Boston College, recording her first career double-double with 10 points and a personal-best 10 assists.
- Landy was one of the many difference makers for the Stags, especially in the third quarter. Landy drove to the hoop and converted two field goals in the quarter. She would also assist on five of the other Stag baskets in the frame.
- The 10 assists are tied with Niagara's Jamie Sherburne for the most in a single game among MAAC players this season.

In the National Rankings

Team	MAAC	NCAA	Number
Scoring Offense	7	325	56.2
Scoring Defense	2	93	61.5
Scoring Margin	7	262	-5.3
FG Pct.	11	327	35.5
FG Pct. Defense	8	226	40.8
3-pt FG Pct.	7	264	28.9
3-pt FG Pct. Def.	11	336	36.0
3-pt FG per game	2	102	6.7
FT Pct.	6	216	68.3
Rebound Offense	8	277	35.2
Rebound Margin	9	265	-3.1
Assists	5	155	13.6
Steals	11	306	6.0
Turnover Margin	4	133	+1.1
Turnovers	3	52	13.7
A-TO Ratio	3	84	0.99
Blocked Shots	9	279	2.4

Samantha Cooper	MAAC	NCAA	Number
Def. Rebound Per Game	1	11	8.0
Rebounds Per Game	1	24	10.2
Double-Doubles	1	35	10
Minutes Per Game	3	110	35.3
Field Goal Attempts	3	126	310
Points Per Game	8	-	14.3

Sam Kramer	MAAC	NCAA	Number
3-Point FG Per Game	4	216	1.95

Casey Foley	MAAC	NCAA	Number
Assist-Turnover Ratio	3	81	1.95
Assists Per Game	5	-	3.4
Minutes Per Game	9	-	32.6
Steals Per Game	10	-	1.6

Kendra Landy	MAAC	NCAA	Number
Assist-Turnover Ratio	6	175	1.45
Assists Per Game	5	-	3.4

2017-18 Individual Superlatives

Category	Fairfield	Opponent
Points in a Game	27, Sam Kramer vs Mount St. Mary's 11/21	28, JaQuan Jackson, at Seton Hall 12/21
Points in a Half	19, Samantha Cooper at Seton Hall 12/21	19, (1H) Adrianna Hahn, vs Villanova 12/6
Points in a Quarter	17, (2Q) Samantha Cooper at Seton Hall 12/21	14, (4Q) JaQuan Jackson, at Seton Hall 12/21
Field Goals Made	10, Sam Kramer vs Mount St. Mary's 11/21	14, (1Q) Adrianna Hahn, vs Villanova 12/6
Field Goals Attempted	19, Samantha Cooper vs Villanova 12/6 19, Samantha Cooper at Lehigh 11/25	11, JaQuan Jackson, at Seton Hall 12/21
FG Percentage (min. 5 made)	1.000 (5-5), Macey Hollenshead vs Manhattan 2/4 1.000 (5-5), Kendra Landy vs New Hampshire 11/26	11, Kayla Gibbs, vs UMass Lowell 11/29
3-Point FG Made	7, Sam Kramer vs Mount St. Mary's 11/21	18, Kaylee Stroemple, vs Niagara 1/2
3-Point FG Attempted	12, Sam Kramer at Rhode Island 12/11	.846 (11-13) JaQuan Jackson, at Seton Hall 12/21
3-Point FG Percentage (min. 5 att.)	.800 (4-5), Sam Kramer, at Marist 1/13	5, Carly Fabbri, vs Quinnipiac 2/2
Free Throws Made	9, Sam Kramer vs UMass Lowell 11/29	5, JaQuan Jackson, at Seton Hall 12/21
Free Throws Attempted	10, Sam Kramer vs UMass Lowell 11/29	5, Abby Streeter, at Rhode Island 12/11
FT Percentage (min. 5 att)	1.000 (6-6), Casey Foley vs Niagara 1/2 1.000 (6-6), Samantha Cooper vs New Hampshire 11/26	5, Adrianna Hahn, vs Villanova 12/6
Rebounds	19, Samantha Cooper at Canisius 12/29	9, Adrianna Hahn, vs Villanova 12/6
Assists	10, Kendra Landy, at Boston College 12/3	.833 (5-6) JaQuan Jackson, at Seton Hall 12/21
Steals	5, Kendra Landy, vs Monmouth 1/5	8, Kamila Hoskova, at Rider 1/27
Blocks	4, Khadidiatou Diouf, vs Niagara 1/2	8, Kamila Hoskova, at Rider 1/27
Turnovers	5, Samantha Cooper, at Siena 1/22 5, Samantha Cooper, vs Richmond 11/10 5, Kendra Landy, vs Richmond 11/10	8, Deja Rawls, at Siena 1/22
		8, Willow Duffell, at Marist 1/13
		8, Kamila Hoskova, vs Rider 1/10
		8, Stella Johnson, vs Rider 1/10
		8, Brittni Lai, vs New Hampshire 11/26
		8, Olivia Healy, vs New Hampshire 11/26
		1.000 (8-8), Kamila Hoskova, at Rider 1/27
		15, Victoria Rampado, vs Niagara 1/2
		15, Loren Lassiter, at Northeastern 11/17
		15, Gabby Giaccone, at Northeastern 11/17
		8, Jenna Green, at William & Mary 11/14
		5, Deja Rawls, at Siena 1/22
		5, Victoria Reynolds, at William & Mary 11/14
		7, Abby Rendle, at William & Mary 11/14
		6, Rhaiah Spooner-Knight, vs Monmouth 1/5
		6, Jai Moore, vs Niagara 1/2
		6, Bianca Boggs, at William & Mary 11/14

2017-18 Team High/Low

Fairfield Highs	Fairfield Lows	Category	Opponent Lows	Opponent Highs
78, vs UMass Lowell (11/29)	39, vs Quinnipiac (2/2)	Points in a Game	41, vs Saint Peter's (1/15)	80, at Seton Hall (12/21)
44 (2H), at Marist (1/13)	17 (2H), vs Villanova (12/6)	Points in a Half	16, (1H), vs Saint Peter's (1/15)	42 (1H), at Marist (1/13)
44 (2H), vs UMass Lowell (11/29)	17 (2H), at William & Mary (11/14)	Points in a Quarter	3, (1Q), vs Saint Peter's (1/15)	42 (1H), vs Lowell (11/29)
28 (2Q), at Seton Hall (12/21)	2 (1Q), at Marist (1/13)	Field Goals Made	15, at Siena (1/22)	27 (4Q), at Seton Hall (12/21)
28, vs Mount (11/21)	12, vs Quinnipiac (2/2)	Field Goals Attempted	15, vs Saint Peter's (1/15)	31, at Seton Hall (12/21)
74, vs Villanova (12/6)	47, vs Quinnipiac (2/2)	FG Percentage	41, at Siena (1/22)	67, at Quinnipiac (1/20)
.500, vs UMass Lowell (11/29)	.255, vs Quinnipiac (2/2)	3-Point FG Made	.263, vs Saint Peter's (1/15)	67, at Northeastern (11/17)
11, vs Mount (11/21)	3, at Northeastern (11/17)	3-Point FG Attempted	2, vs Niagara (1/2)	.534, at Seton Hall (12/21)
31, at Canisius (12/29)	13, at Rider (1/27)	3-Point FG Percentage	2, vs Lowell (11/29)	12, at Quinnipiac (1/20)
.500, at Quinnipiac (1/20)	.136, at Northeastern (11/17)	Free Throws Made	7, vs UNH (11/26)	32, vs Villanova (12/6)
21, at Rider (1/27)	2, at Quinnipiac (1/20)	Free Throws Attempted	.118, vs Niagara (1/2)	.583, vs Mount (11/21)
	2, vs Villanova (12/6)	FT Percentage	4, vs Villanova (12/6)	21, vs UNH (11/26)
	2, at Northeastern (11/17)	Rebounds	4, vs Villanova (12/6)	29, vs Rider (1/10)
28, at Rider (1/27)	4, at Northeastern (11/17)	Assists	.455, at Rhode Island (12/11)	.889 (8-9) at Seton H. (12/21)
.889 (8-9), at W&M (11/14)	.286 (2-7) at Quinnipiac (1/20)	Steals	28, at Siena (1/22)	52, at Northeastern (11/17)
45, vs Villanova (12/6)	25, vs Manhattan (2/4)		5, at Siena (1/22)	21, at Seton Hall (12/21)
23, vs Mount (11/21)	7, vs Villanova (12/6)		1, vs Villanova (12/6)	18, at William & Mary (11/14)
11, at William & Mary (11/14)	1, at Rider (1/27)		1, at Boston College (12/3)	
	1, vs Villanova (12/6)		1, vs Lowell (11/29)	
	1, vs UNH (11/26)		0, vs Manhattan (2/4)	
6, vs Niagara (1/2)	0, vs Quinnipiac (2/2)	Blocked Shots		13, at William & Mary (11/14)
6, vs UMass Lowell (11/29)	0, at Marist (1/13)			
	0, vs Villanova (12/6)			
24, vs Richmond (11/10)	5, vs Villanova (12/6)	Turnovers	5, at Marist (1/13)	23, vs Monmouth (1/5)
24, vs Rider (1/10)	9, vs Quinnipiac (2/2)	Fouls	7, vs Villanova (12/6)	24, vs Lowell (11/29)
24, vs UNH (11/26)	9, vs Villanova (12/6)			



SAM KRAMER

#2

5-6 • So. • G • Bernardsville, N.J. • Gill St. Bernard's
Major: Business Undeclared

SEASON HIGHS

Category	Season High
Points	27, vs Mount St. Mary's (11/21)
Rebounds	5, 5X (at Rider 1/27)
Assists	7, vs UMass Lowell (11/29)
Blocks	1, vs UMass Lowell (11/29)
Steals	2, at Siena (1/22)
FG Made	10, vs Mount St. Mary's (11/21)
FG Att	16, at Rhode Island (12/11)
3PFG Made	7, vs Mount St. Mary's (11/21)
3PFG Att	12, at Rhode Island (12/11)
FT Made	9, vs UMass Lowell (11/29)
FT Att	10, vs UMass Lowell (11/29)

CAREER HIGHS

Category	Career High
Points	27, vs Mount (11/21/17)
Rebounds	5, 6X (at Rider 1/27/18)
Assists	7, vs UMass Lowell (11/29/17)
Blocks	1, vs UMass Lowell (11/29/17)
Steals	2, 2X (at Siena 1/22/18)
FG Made	10, vs Mount (11/21/17)
FG Att	16, at Rhode Island (12/11/17)
3PFG Made	7, vs Mount (11/21/17)
3PFG Att	12, at Rhode Island (12/11/17)
FT Made	9, vs UMass Lowell (11/29/17)
FT Att	10, vs UMass Lowell (11/29/17)

STATISTICAL RANKINGS

Category	All Games
3-Pt FG/Gm	2.0 (MAAC - 4, NCAA - 216)

MISCELLANEOUS

Category	2017-18	Career
Double-doubles	-	-
Double-Figure points	11	12
Double-Figure rebounds	-	-
20-point games	1	1
Led team in scoring	5	5
Led team in rebounds	-	-
Led team in assists	5	6

SAM KRAMER'S 2017-18 GAME-BY-GAME STATISTICS

Opponent	Date	GS	MIN	FG-A	3FG-A	FT-A	Reb	A	TO	B	S	TP
Richmond	11/10	*	40-	4-10	3-9	0-0	3	5	2	0	1	11
at William&Mary	11/14	*	35	4-13	3-7	1-1	0	2	2	0	1	12
at Northeastern	11/17	*	39	4-9	1-3	0-0	5	5	2	0	1	9
Mount St. Marys	11/21	*	37	10-15	7-10	0-0	1	4	1	0	1	27
at Lehigh	11/25	*	8	0-3	0-1	0-0	1	1	1	0	0	0
New Hampshire	11/26	*	37	2-7	1-5	0-0	2	1	2	0	0	5
UMass Lowell	11/29	*	40	4-8	2-3	9-10	5	7	1	1	1	19
at Boston College	12/3	*	27	2-10	1-7	1-2	1	2	1	0	1	6
Villanova	12/6	*	30	5-11	1-4	0-0	5	2	0	0	0	11
at Rhode Island	12/11	*	35	5-16	4-12	2-2	2	1	2	0	1	16
at Seton Hall	12/21	*	33	3-9	2-7	1-2	5	3	1	0	0	9
at Canisius	12/29	*	32	1-6	1-5	6-8	3	3	1	0	0	9
Niagara	1/2	*	41	3-9	2-7	1-2	4	2	3	0	0	9
Monmouth	1/5	*	40	5-15	4-10	0-0	2	3	1	0	1	14
Rider	1/10	*	28	2-7	1-5	0-0	1	1	0	0	0	5
at Marist	1/13	*	25	5-8	4-5	0-0	2	2	1	0	0	14
Saint Peters	1/15	*	19	1-6	0-3	2-2	2	4	0	0	1	4
at Quinnipiac	1/20	*	20	0-3	0-0	0-0	2	0	3	0	1	0
at Siena	1/22	*	31	1-8	1-7	0-0	1	0	3	0	2	3
at Rider	1/27	*	31	4-12	1-5	3-4	5	3	0	0	0	12
Quinnipiac	2/2	*	36	4-9	3-4	2-2	3	1	0	0	1	13
Manhattan	2/4	*	39	5-14	1-9	0-0	2	3	2	0	1	11
at Iona	2/8											
at Manhattan	2/10											
Marist	2/14											
Siena	2/17											
at Saint Peters	2/19											
at Monmouth	2/23											
Iona	2/25											

Sam Kramer's Career

Year	GP	GS	Min	Avg	FG-FGA	Pct	3FG-FGA	Pct	FT-FTA	Pct	REB	Avg	A	TO	Blk	Stl	Pts	Avg
2016-17	31	0	374	12.1	32-86	.372	18-51	.353	6-9	.667	37	1.2	18	17	0	8	88	2.8
2017-18	22	22	703	32.0	74-208	.356	43-128	.336	28-35	.800	57	2.6	55	29	1	14	219	10.0
TOTAL	53	22	1077	20.3	106-294	.361	61-179	.341	34-44	.772	94	1.8	73	46	1	22	307	5.8



ERIKA SCHLOSSER

#4

5-9 • So. • G • Apple Valley, Minn. • Eastview
Major: Biology and Psychology

SEASON HIGHS

Category	Season High
Points	13, at Lehigh (11/25)
Rebounds	4, at Lehigh (11/25)
Assists	3, at Quinnipiac (1/20)
Blocks	-
Steals	1, 5X (at Quinnipiac 1/20)
FG Made	5, at Lehigh (11/25)
FG Att	9, at Canisius (12/29)
3PFG Made	2, 5X (vs Saint Peter's 1/15)
3PFG Att	9, at Canisius (12/29)
FT Made	2, vs New Hampshire (11/26)
FT Att	2, vs New Hampshire (11/26)

CAREER HIGHS

Category	Career High
Points	13, at Lehigh (11/25/17)
Rebounds	4, at Lehigh (11/25/17)
Assists	3, at Quinnipiac (1/20/18)
Blocks	-
Steals	1, 5X (at Quinnipiac 1/20/18)
FG Made	5, at Lehigh (11/25/17)
FG Att	9, at Canisius (12/29/17)
3PFG Made	2, 5X (vs Saint Peter's 1/15/18)
3PFG Att	9, at Canisius (12/29/17)
FT Made	2, 2X (vs UNH 11/26/17)
FT Att	2, 2X (vs UNH 11/26/17)

STATISTICAL RANKINGS

Category	All Games
----------	-----------

MISCELLANEOUS

Category	2017-18	Career
Double-doubles	-	-
Double-Figure points	1	1
Double-Figure rebounds	-	-
20-point games	-	-
Led team in scoring	-	-
Led team in rebounds	-	-
Led team in assists	-	-

ERIKA SCHLOSSER'S 2017-18 GAME-BY-GAME STATISTICS

Opponent	Date	GS	MIN	FG-A	3FG-A	FT-A	Reb	A	TO	B	S	TP
Richmond	11/10		1	0-0	0-0	0-0	1	0	0	0	0	0
at William&Mary	11/14		5	0-0	0-0	0-0	1	0	0	0	0	0
at Northeastern	11/17		8	1-2	0-0	0-0	0	0	0	0	0	2
Mount St. Marys	11/21					DNP						
at Lehigh	11/25		28	5-7	2-4	1-1	4	2	0	0	1	13
New Hampshire	11/26		17	2-4	1-3	2-2	1	1	0	0	0	7
UMass Lowell	11/29		18	2-5	2-5	0-0	1	2	2	0	0	6
at Boston College	12/3		13	0-1	0-1	0-0	2	0	0	0	0	0
Villanova	12/6		16	1-5	0-4	0-0	1	0	1	0	1	2
at Rhode Island	12/11		6	0-0	0-0	0-0	1	0	1	0	1	0
at Seton Hall	12/21		6	1-2	0-1	0-0	0	0	0	0	0	2
at Canisius	12/29		18	2-9	2-9	0-0	1	2	0	0	1	6
Niagara	1/2		19	2-5	2-4	0-0	0	2	0	0	0	6
Monmouth	1/5		3	0-0	0-0	0-0	0	0	0	0	0	0
Rider	1/10		10	2-4	1-1	0-0	0	0	0	0	0	5
at Marist	1/13		3	1-2	1-1	0-0	0	0	0	0	0	3
Saint Peters	1/15		16	3-5	2-3	0-0	3	1	0	0	0	8
at Quinnipiac	1/20		23	3-5	1-3	0-0	2	3	3	0	1	7
at Siena	1/22		9	0-2	0-2	0-0	3	0	1	0	0	0
at Rider	1/27					DNP						
Quinnipiac	2/2					DNP						
Manhattan	2/4		2	0-1	0-1	0-0	0	0	0	0	0	0
at Iona	2/8											
at Manhattan	2/10											
Marist	2/14											
Siena	2/17											
at Saint Peters	2/19											
at Monmouth	2/23											
Iona	2/25											

Erika Schlosser's Career

Year	GP	GS	Min	Avg	FG-FGA	Pct	3FG-FGA	Pct	FT-FTA	Pct	REB	Avg	A	TO	Blk	Stl	Pts	Avg
2016-17	9	0	23	2.6	0-7	.000	0-6	.000	2-2	1.000	2	0.3	0	0	0	0	2	0.3
2017-18	19	0	221	11.6	25-59	.424	14-42	.333	3-3	1.000	21	1.1	13	10	0	5	67	3.5
TOTAL	28	0	244	8.7	25-66	.379	14-48	.292	5-5	1.000	23	0.8	13	10	0	5	69	2.5



MACEY HOLLENSHEAD

#5

5-7 • Sr. • G • Needmore, Pa. • Southern Fulton
Major: Accounting

SEASON HIGHS

Category	Season High
Points	14, 2X (vs Manhattan 2/4)
Rebounds	6, 2X (vs Manhattan 2/4)
Assists	3, 3X (vs Manhattan 2/4)
Blocks	-
Steals	3, 2X (vs Manhattan 2/4)
FG Made	5, vs Manhattan (2/4)
FG Att	7, at Quinnipiac (1/20)
3PFG Made	2, 2X (at Canisius 12/29)
3PFG Att	4, at Canisius (12/29)
FT Made	7, at Rider (1/27)
FT Att	9, at Rider (1/27)

CAREER HIGHS

Category	Career High
Points	14, 2X (vs Manhattan 2/4/18)
Rebounds	6, 2X (vs Manhattan 2/4/18)
Assists	8, at Temple 12/22/16
Blocks	-
Steals	3, 2X (vs Manhattan 2/4/18)
FG Made	5, vs Manhattan (2/4/18)
FG Att	9, at Marist 12/30/16
3PFG Made	2, 4X (at Canisius 12/29/17)
3PFG Att	6, twice (at Marist 12/30/16)
FT Made	7, at Rider (1/27/18)
FT Att	9, at Rider (1/27/18)

STATISTICAL RANKINGS

Category	All Games
----------	-----------

MISCELLANEOUS

Category	2017-18	Career
Double-doubles	-	-
Double-Figure points	2	4
Double-Figure rebounds	-	-
20-point games	-	-
Led team in scoring	-	-
Led team in rebounds	-	-
Led team in assists	1	6

MACEY HOLLENSHEAD'S 2017-18 GAME-BY-GAME STATISTICS

Opponent	Date	GS	MIN	FG-A	3FG-A	FT-A	Reb	A	TO	B	S	TP
Richmond	11/10		12	1-3	1-1	0-0	1	1	3	0	0	3
at William&Mary	11/14		21	0-2	0-2	0-0	5	1	3	0	2	0
at Northeastern	11/17		13	0-0	0-0	0-0	2	1	2	0	0	0
Mount St. Marys	11/21		10	0-0	0-0	0-2	0	3	1	0	0	0
at Lehigh	11/25		19	2-2	1-1	1-2	4	2	1	0	0	6
New Hampshire	11/26		9	2-2	1-1	0-0	1	1	1	0	0	5
UMass Lowell	11/29		15	2-3	0-0	2-4	1	1	0	0	3	6
at Boston College	12/3		7	0-2	0-2	0-0	2	2	0	0	0	0
Villanova	12/6		13	2-3	0-0	0-0	3	0	0	0	0	4
at Rhode Island	12/11		9	0-0	0-0	0-0	0	0	1	0	0	0
at Seton Hall	12/21		5	3-6	2-3	0-0	2	0	2	0	2	8
at Canisius	12/29		20	2-4	2-4	2-2	1	1	1	0	0	8
Niagara	1/2		26	0-2	0-1	1-2	1	1	2	0	0	1
Monmouth	1/5		21	2-3	1-2	2-2	3	2	1	0	1	7
Rider	1/10		19	1-4	1-2	0-2	2	1	0	0	0	3
at Marist	1/13		11	2-4	0-2	0-0	1	1	1	0	2	4
Saint Peters	1/15		15	2-2	0-0	2-2	4	1	1	0	0	6
at Quinnipiac	1/20		17	2-7	1-2	1-1	1	0	2	0	0	6
at Siena	1/22		15	2-4	1-3	0-0	2	2	2	0	0	5
at Rider	1/27	*	20	3-6	1-2	7-9	6	1	2	0	0	14
Quinnipiac	2/2	*	21	0-2	0-2	0-0	0	3	4	0	0	0
Manhattan	2/4	*	31	5-5	1-1	3-6	6	3	3	0	3	14
at Iona	2/8											
at Manhattan	2/10											
Marist	2/14											
Siena	2/17											
at Saint Peters	2/19											
at Monmouth	2/23											
Iona	2/25											

Macey Hollenshead's Career

Year	GP	GS	Min	Avg	FG-FGA	Pct	3FG-FGA	Pct	FT-FTA	Pct	REB	Avg	A	TO	Blk	Stl	Pts	Avg
2014-15	14	0	47	3.4	2-11	.182	1-4	.250	0-3	.000	4	0.3	2	10	0	3	5	0.4
2015-16	7	0	18	2.6	0-4	.000	0-2	.000	0-2	.000	4	0.6	1	1	0	0	0	0.0
2016-17	31	26	549	17.7	34-92	.370	14-51	.275	14-19	.737	48	1.5	63	29	0	16	96	3.1
2017-18	22	3	349	15.9	33-66	.500	13-31	.419	21-34	.618	48	2.2	28	33	0	13	100	4.5
TOTAL	75	29	963	12.8	69-173	.399	28-88	.319	35-58	.603	104	1.4	94	73	0	32	201	2.7



SAMANTHA COOPER

#11

6-2 • R-Sr. • F • Sudbury, Ontario • Lockerby Composite
Major: Biology

SEASON HIGHS

Category	Season High
Points	24, 2X (at Boston College 12/3)
Rebounds	19, at Canisius (12/29)
Assists	4, at Canisius (12/29)
Blocks	1, 8X (vs Manhattan 2/4)
Steals	3, 2X (vs Niagara 1/2)
FG Made	9, vs UMass Lowell (11/29)
FG Att	19, 2X (vs Villanova 12/6)
3PFG Made	6, at Boston College (12/3)
3PFG Att	9, 2X (at Boston College 12/3)
FT Made	7, 2X (at William & Mary 11/14)
FT Att	10, vs Rider (1/10)

CAREER HIGHS

Category	Career High
Points	24, 2X (at BC 12/3/17)
Rebounds	19, at Canisius (12/29/17)
Assists	7, at Rider (1/14/17)
Blocks	2, 7X (at Temple 12/22/16)
Steals	4, vs Sacred Heart 11/11/15
FG Made	9, vs UMass Lowell (11/29/17)
FG Att	19, 2X (vs Villanova 12/6/17)
3PFG Made	6, at Boston College (12/3/17)
3PFG Att	10, at Temple 12/22/16
FT Made	8, vs Quinnipiac 2/2/17
FT Att	10, 2X (vs Rider 1/10/18)

STATISTICAL RANKINGS

Category	All Games
Def. Rebs/Gm	8.0 (MAAC - 1, NCAA - 11)
Rebounds/Gm	10.2 (MAAC - 1, NCAA - 24)
Double-Doubles	10 (MAAC - 1, NCAA - 35)
Minutes/Gm	35.3 (MAAC - 3, NCAA - 110)
Field Goal Att.	310 (MAAC - 3, NCAA - 126)

MISCELLANEOUS

Category	2017-18	Career
Double-doubles	10	27
Double-Figure points	15	62
Double-Figure rebounds	11	35
20-point games	4	7
Led team in scoring	13	22
Led team in rebounds	19	72
Led team in assists	1	14

SAMANTHA COOPER'S 2017-18 GAME-BY-GAME STATISTICS

Opponent	Date	GS	MIN	FG-A	3FG-A	FT-A	Reb	A	TO	B	S	TP
Richmond	11/10	*	37	5-12	1-7	7-8	16	1	5	1	1	18
at William&Mary	11/14	*	40	4-16	1-4	7-8	13	1	2	1	4	16
at Northeastern	11/17	*	25	4-18	0-4	0-0	6	0	2	0	0	8
Mount St. Marys	11/21	*	35	7-14	0-2	3-3	10	1	2	0	0	17
at Lehigh	11/25	*	37	5-19	1-9	6-6	9	0	2	0	1	17
New Hampshire	11/26	*	34	3-14	0-6	3-5	9	3	2	0	0	9
UMass Lowell	11/29	*	30	9-18	2-5	4-4	6	1	1	0	0	24
at Boston College	12/3	*	40	8-17	6-9	2-4	10	1	2	1	0	24
Villanova	12/6	*	37	3-19	1-4	0-4	11	0	0	0	0	7
at Rhode Island	12/11	*	39	3-13	1-3	2-6	8	2	4	0	1	9
at Seton Hall	12/21	*	36	7-16	2-7	5-6	7	2	4	1	1	21
at Canisius	12/29	*	40	4-13	2-6	2-2	19	4	3	1	0	12
Niagara	1/2	*	28	5-16	1-5	2-4	11	0	0	0	3	13
Monmouth	1/5	*	37	6-17	2-5	3-4	9	1	2	0	0	17
Rider	1/10	*	38	3-8	2-4	6-10	11	1	3	0	0	14
at Marist	1/13	*	38	4-12	1-4	2-2	14	1	4	0	0	11
Saint Peters	1/15	*	29	3-12	1-4	0-2	7	1	3	1	0	7
at Quinnipiac	1/20	*	27	3-9	1-1	1-2	9	1	3	0	0	8
at Siena	1/22	*	40	5-9	2-3	2-4	13	2	5	0	1	14
at Rider	1/27	*	40-	8-14	0-0	5-9	14	1	3	1	0	21
Quinnipiac	2/2	*	32	3-10	1-6	1-3	9	1	2	0	0	8
Manhattan	2/4	*	38	7-14	1-7	4-4	3	1	1	1	1	19
at Iona	2/8											
at Manhattan	2/10											
Marist	2/14											
Siena	2/17											
at Saint Peters	2/19											
at Monmouth	2/23											
Iona	2/25											

Samantha Cooper's Career

Year	GP	GS	Min	Avg	FG-FGA	Pct	3FG-FGA	Pct	FT-FTA	Pct	REB	Avg	A	TO	Blk	Stl	Pts	Avg
2013-14	3	0	15	5.0	1-5	.200	1-2	.500	4-4	1.000	5	1.7	1	2	0	0	7	2.3
2014-15	31	30	906	29.2	79-231	.342	40-119	.336	44-74	.595	208	6.7	60	63	11	18	242	7.8
2015-16	29	29	992	34.2	85-256	.332	37-118	.314	53-79	.671	229	7.9	59	49	13	16	260	9.0
2016-17	31	30	1139	36.7	108-281	.384	52-153	.340	66-104	.635	254	8.2	83	66	12	15	334	10.8
2017-18	22	22	777	35.3	109-310	.352	29-105	.276	67-100	.670	224	10.2	26	55	8	12	314	14.3
TOTAL	116	111	3829	33.0	388-1083	.358	159-497	.320	234-361	.648	920	7.9	229	235	44	61	1157	10.0



EDEN NIBBELINK

#12

6-2 • Fr. • G/F • Winona, Minn. • Winona
Major: Business Undeclared

SEASON HIGHS

Category	Season High
Points	3, at Boston College (12/3)
Rebounds	3, 2X (vs New Hampshire 11/26)
Assists	1, vs New Hampshire (11/26)
Blocks	2, vs Saint Peter's (1/15)
Steals	1, vs Niagara (1/2)
FG Made	1, 2X (at Boston College 12/3)
FG Att	5, vs Saint Peter's (1/15)
3PFG Made	1, at Boston College (12/3)
3PFG Att	3, 2X (vs Saint Peter's 1/15)
FT Made	1, vs New Hampshire (11/26)
FT Att	2, vs New Hampshire (11/26)

CAREER HIGHS

Category	Career High
Points	3, at Boston College (12/3/17)
Rebounds	3, 2X (vs UNH 11/26/17)
Assists	1, vs New Hampshire (11/26/17)
Blocks	2, vs Saint Peter's (1/15/18)
Steals	1, vs Niagara (1/2/18)
FG Made	1, 2X (at Boston College 12/3/17)
FG Att	5, vs Saint Peter's (1/15/18)
3PFG Made	1, at Boston College (12/3/17)
3PFG Att	3, 2X (vs Saint Peter's 1/15/18)
FT Made	1, vs New Hampshire (11/26/17)
FT Att	2, vs New Hampshire (11/26/17)

STATISTICAL RANKINGS

Category	All Games
----------	-----------

MISCELLANEOUS

Category	2017-18	Career
Double-doubles	-	-
Double-Figure points	-	-
Double-Figure rebounds	-	-
20-point games	-	-
Led team in scoring	-	-
Led team in rebounds	-	-
Led team in assists	-	-

EDEN NIBBELINK'S 2017-18 GAME-BY-GAME STATISTICS

Opponent	Date	GS	MIN	FG-A	3FG-A	FT-A	Reb	A	TO	B	S	TP
Richmond	11/10		1	1-1	0-0	0-0	0	0	2	0	0	2
at William&Mary	11/14					DNP						
at Northeastern	11/17		11	0-3	0-3	0-0	3	0	1	1	0	0
Mount St. Marys	11/21		3	0-1	0-1	0-0	1	0	0	0	0	0
at Lehigh	11/25					DNP						
New Hampshire	11/26		9	0-2	0-2	1-2	3	1	0	0	0	1
UMass Lowell	11/29		2	0-0	0-0	0-0	1	0	0	0	0	0
at Boston College	12/3		4	1-2	1-2	0-0	0	0	0	1	0	3
Villanova	12/6		3	0-2	0-2	0-0	0	0	0	0	0	0
at Rhode Island	12/11		0+	0-0	0-0	0-0	1	0	1	0	0	0
at Seton Hall	12/21		3	0-1	0-0	0-0	0	0	0	0	0	0
at Canisius	12/29					DNP						
Niagara	1/2		6	0-0	0-0	0-0	2	0	2	0	1	0
Monmouth	1/5					DNP						
Rider	1/10		3	0-2	0-2	0-0	1	0	0	0	0	0
at Marist	1/13		2	0-2	0-1	0-0	0	0	0	0	0	0
Saint Peters	1/15		11	0-5	0-3	0-0	1	0	1	2	0	0
at Quinnipiac	1/20		4	0-1	0-0	0-0	0	0	0	0	0	0
at Siena	1/22					DNP						
at Rider	1/27		2	0-0	0-0	0-0	0	0	0	0	0	0
Quinnipiac	2/2					DNP						
Manhattan	2/4					DNP						
at Iona	2/8											
at Manhattan	2/10											
Marist	2/14											
Siena	2/17											
at Saint Peters	2/19											
at Monmouth	2/23											
Iona	2/25											

Eden Nibbelink's Career

Year	GP	GS	Min	Avg	FG-FGA	Pct	3FG-FGA	Pct	FT-FTA	Pct	REB	Avg	A	TO	Blk	Stl	Pts	Avg
2017-18	15	0	64	4.3	2-22	.091	1-16	.063	1-2	.000	13	0.9	1	7	4	1	6	0.4
TOTAL	15	0	64	4.3	2-22	.091	1-16	.063	1-2	.000	13	0.9	1	7	4	1	6	0.4



KHADIDIATOU DIOUF

#13

6-3 • R-Jr. • F • Dakar, Senegal • Lake Forest Academy
Major: Biology

SEASON HIGHS

Category	Season High
Points	19, vs New Hampshire (11/26)
Rebounds	15, vs Niagara (1/2)
Assists	3, vs Mount St Marys (11/21)
Blocks	4, vs Niagara (1/2)
Steals	2, 2X (at Quinnipiac 1/20)
FG Made	9, vs New Hampshire (11/26)
FG Att	16, 4X (vs Monmouth 1/5)
3PFG Made	-
3PFG Att	1, 2X (at Canisius 12/29)
FT Made	4, at Rider (1/27)
FT Att	4, 4X (vs Quinnipiac 2/2)

CAREER HIGHS

Category	Career High
Points	19, vs New Hampshire 11/26/17
Rebounds	15, vs Niagara (1/2/18)
Assists	3, vs Mount St Mary (11/21/17)
Blocks	4, vs Niagara (1/2/18)
Steals	2, 3X (at Quinnipiac 1/20/18)
FG Made	9, vs New Hampshire (11/26/17)
FG Att	16, 4X (vs Monmouth 1/5/18)
3PFG Made	-
3PFG Att	1, 2X (at Canisius 12/29/17)
FT Made	4, 2X (at Rider 1/27/18)
FT Att	4, 5X (vs Quinnipiac 2/2/18)

STATISTICAL RANKINGS

Category	All Games
----------	-----------

MISCELLANEOUS

Category	2017-18	Career
Double-doubles	2	2
Double-Figure points	14	15
Double-Figure rebounds	4	4
20-point games	-	-
Led team in scoring	4	4
Led team in rebounds	3	3
Led team in assists	-	-

KHADIDIATOU DIOUF'S 2017-18 GAME-BY-GAME STATISTICS

Opponent	Date	GS	MIN	FG-A	3FG-A	FT-A	Reb	A	TO	B	S	TP
Richmond	11/10	*	28	7-11	0-0	0-2	3	2	1	0	0	14
at William&Mary	11/14	*	30	5-16	0-0	0-0	8	1	2	0	2	10
at Northeastern	11/17	*	28	7-12	0-0	1-2	4	0	1	1	0	15
Mount St. Marys	11/21	*	32	6-13	0-0	2-4	9	3	2	0	0	14
at Lehigh	11/25	*	19	0-6	0-1	0-0	1	1	3	0	1	0
New Hampshire	11/26	*	33	9-15	0-0	1-2	4	0	4	1	1	19
UMass Lowell	11/29	*	23	2-4	0-0	1-2	5	0	1	0	1	5
at Boston College	12/3	*	29	7-14	0-0	2-2	6	1	1	1	1	16
Villanova	12/6	*	33	2-14	0-0	2-2	11	1	0	0	0	6
at Rhode Island	12/11	*	32	5-15	0-0	1-2	7	0	1	1	1	11
at Seton Hall	12/21	*	25	4-8	0-0	0-0	4	0	4	0	0	8
at Canisius	12/29	*	37	6-16	0-1	0-1	10	2	2	1	1	12
Niagara	1/2	*	45	6-16	0-0	2-2	15	2	4	4	0	14
Monmouth	1/5	*	42	5-16	0-0	3-4	8	0	1	0	0	13
Rider	1/10	*	26	5-7	0-0	0-0	2	1	2	0	1	10
at Marist	1/13	*	38	3-13	0-0	0-0	10	0	2	0	0	6
Saint Peters	1/15	*	25	6-10	0-0	1-1	9	2	1	0	1	13
at Quinnipiac	1/20	*	32	2-7	0-0	0-0	5	0	3	0	2	4
at Siena	1/22	*	36	5-14	0-0	1-2	7	0	3	1	0	11
at Rider	1/27	*	35	4-8	0-0	4-4	4	0	2	1	1	12
Quinnipiac	2/2	*	35	1-8	0-0	3-4	4	0	1	0	1	5
Manhattan	2/4	*	35	4-9	0-0	0-0	3	1	2	2	1	8
at Iona	2/8											
at Manhattan	2/10											
Marist	2/14											
Siena	2/17											
at Saint Peters	2/19											
at Monmouth	2/23											
Iona	2/25											

Khadiatou Diouf's Career

Year	GP	GS	Min	Avg	FG-FGA	Pct	3FG-FGA	Pct	FT-FTA	Pct	REB	Avg	A	TO	Blk	Stl	Pts	Avg
2015-16	17	0	63	3.7	5-20	.250	0-1	.000	2-2	1.000	16	0.9	1	5	4	0	12	0.7
2016-17	22	0	152	6.9	15-40	.375	0-0	.000	5-6	.833	35	1.6	5	13	4	3	35	1.6
2017-18	22	22	698	31.7	101-252	.401	0-2	.000	24-36	.667	139	6.3	17	43	13	15	226	10.3
TOTAL	62	22	913	14.7	121-312	.388	0-3	.000	31-44	.705	190	3.1	23	61	21	18	283	4.6



CASEY FOLEY

#14

5-8 • Jr. • G • Ardsley, N.Y. • Ardsley
Major: Finance

SEASON HIGHS

Category	Season High
Points	17, vs Saint Peter's (1/15)
Rebounds	8, vs Monmouth (1/5)
Assists	8, vs Monmouth (1/5)
Blocks	2, vs Mount St Marys (11/21)
Steals	4, 5X (at Siena 1/22)
FG Made	6, vs Saint Peter's (1/15)
FG Att	11, 2X (at Siena 1/22)
3PFG Made	4, vs Saint Peter's (1/15)
3PFG Att	8, at Siena (1/22)
FT Made	6, vs Niagara (1/2)
FT Att	6, vs Niagara (1/2)

CAREER HIGHS

Category	Career High
Points	17, vs Saint Peter's (1/15/18)
Rebounds	8, vs Monmouth (1/5/18)
Assists	9, vs Manhattan (1/8/17)
Blocks	2, vs Mount St Marys (11/21/17)
Steals	4, 5X (at Siena 1/22/18)
FG Made	6, vs Saint Peter's (1/15/18)
FG Att	12, at UMass Lowell (11/17/16)
3PFG Made	4, vs Saint Peter's (1/15/18)
3PFG Att	10, at UMass Lowell (11/17/16)
FT Made	6, vs Niagara (1/2/18)
FT Att	9, at Rider (1/14/17)

STATISTICAL RANKINGS

Category	All Games
A-TO Ratio	1.95 (MAAC - 3, NCAA - 81)

MISCELLANEOUS

Category	2017-18	Career
Double-doubles	-	-
Double-Figure points	5	5
Double-Figure rebounds	-	-
20-point games	-	-
Led team in scoring	1	1
Led team in rebounds	1	2
Led team in assists	8	21

CASEY FOLEY'S 2017-18 GAME-BY-GAME STATISTICS

Opponent	Date	GS	MIN	FG-A	3FG-A	FT-A	Reb	A	TO	B	S	TP
Richmond	11/10	*	37	5-7	3-4	1-2	5	4	2	1	3	14
at William&Mary	11/14	*	35	0-4	0-4	0-0	1	7	3	0	0	0
at Northeastern	11/17	*	25	0-2	0-2	0-0	1	2	1	0	0	0
Mount St. Marys	11/21	*	35	2-9	2-7	0-0	3	6	0	2	1	6
at Lehigh	11/25	*	37	2-4	1-2	0-2	5	4	2	0	1	5
New Hampshire	11/26	*	20	0-3	0-1	0-0	3	1	2	0	0	0
UMass Lowell	11/29	*	24	4-6	2-4	1-2	2	5	1	1	1	11
at Boston College	12/3	*	37	2-9	2-6	0-0	2	1	1	0	4	6
Villanova	12/6	*	33	1-5	1-2	0-0	2	1	2	0	0	3
at Rhode Island	12/11	*	25	1-3	0-1	0-0	4	4	0	1	1	2
at Seton Hall	12/21	*	37	2-5	1-3	0-0	1	4	3	0	0	5
at Canisius	12/29	*	29	3-9	3-5	0-0	3	3	0	0	4	9
Niagara	1/2	*	29	3-6	2-4	6-6	3	4	2	0	4	14
Monmouth	1/5	*	43	0-7	0-6	2-2	8	8	4	1	2	2
Rider	1/10	*	36	1-8	0-4	0-0	5	3	3	0	4	2
at Marist	1/13	*	37	4-8	3-5	1-2	1	2	2	0	1	12
Saint Peters	1/15	*	33	6-11	4-7	1-1	4	1	1	0	2	17
at Quinnipiac	1/20	*	21	3-10	1-3	0-0	1	1	1	0	1	7
at Siena	1/22	*	35	1-11	1-8	2-2	3	2	3	0	4	5
at Rider	1/27	*	38	1-8	1-5	2-2	1	2	0	0	0	5
Quinnipiac	2/2	*	39	2-9	2-7	2-2	5	2	4	0	0	8
Manhattan	2/4	*	33	0-4	0-3	0-0	7	7	1	0	2	0
at Iona	2/8											
at Manhattan	2/10											
Marist	2/14											
Siena	2/17											
at Saint Peters	2/19											
at Monmouth	2/23											
Iona	2/25											

Casey Foley's Career

Year	GP	GS	Min	Avg	FG-FGA	Pct	3FG-FGA	Pct	FT-FTA	Pct	REB	Avg	A	TO	Blk	Stl	Pts	Avg
2015-16	30	0	194	6.5	17-51	.333	9-25	.360	6-8	.750	27	0.9	8	20	0	12	49	1.6
2016-17	31	28	872	28.1	34-138	.246	24-91	.264	16-31	.516	67	2.2	98	48	4	41	108	3.5
2017-18	22	22	718	32.6	43-148	.291	29-92	.315	18-23	.783	70	3.2	74	38	6	35	133	6.0
TOTAL	83	50	1784	21.5	94-337	.279	62-208	.298	40-62	.645	164	2.0	180	106	10	88	290	3.5



KRISTEN MCLAUGHLIN

#15

5-11 • Sr. • G • Blauvelt, N.Y. • Tappan Zee
Major: English

SEASON HIGHS

Category	Season High
Points	7, vs UMass Lowell (11/29)
Rebounds	3, 4X (at Quinnipiac 1/20)
Assists	1, 6X (vs Quinnipiac 2/2)
Blocks	2, 2X (vs UMass Lowell 11/29)
Steals	2, 2X (vs Saint Peter's 1/15)
FG Made	3, at Lehigh (11/25)
FG Att	8, at Lehigh (11/25)
3PFG Made	1, 3X (vs Manhattan 2/4)
3PFG Att	3, at Lehigh (11/25)
FT Made	3, vs UMass Lowell (11/29)
FT Att	5, vs UMass Lowell (11/29)

CAREER HIGHS

Category	Career High
Points	7, 2X (vs UMass Lowell 11/29/17)
Rebounds	5, vs IPFW (12/20/15)
Assists	3, twice (at Albany 12/6/16)
Blocks	2, 3X (vs UMass Lowell 11/29/17)
Steals	2, 2X (vs Saint Peter's 1/15/18)
FG Made	3, at Lehigh (11/25/17)
FG Att	8, at Lehigh (11/25/17)
3PFG Made	2, twice (at Cornell 12/17/15)
3PFG Att	6, vs La Salle (11/13/15)
FT Made	3, vs UMass Lowell (11/29/17)
FT Att	5, vs UMass Lowell (11/29/17)

STATISTICAL RANKINGS

Category	All Games
----------	-----------

MISCELLANEOUS

Category	2017-18	Career
Double-doubles	-	-
Double-Figure points	-	-
Double-Figure rebounds	-	-
20-point games	-	-
Led team in scoring	-	-
Led team in rebounds	-	-
Led team in assists	-	-

KRISTEN MCLAUGHLIN'S 2017-18 GAME-BY-GAME STATISTICS

Opponent	Date	GS	MIN	FG-A	3FG-A	FT-A	Reb	A	TO	B	S	TP
Richmond	11/10		14	1-4	0-2	0-0	2	1	1	2	0	2
at William&Mary	11/14		10	1-5	1-2	0-0	1	0	2	0	1	3
at Northeastern	11/17		13	1-4	0-2	0-0	1	0	0	0	0	2
Mount St. Marys	11/21		10	0-4	0-1	0-0	3	0	1	0	1	0
at Lehigh	11/25		24	3-8	0-3	0-0	3	1	2	1	2	6
New Hampshire	11/26		4	1-1	0-0	0-0	1	0	1	1	0	2
UMass Lowell	11/29		26	2-4	0-1	3-5	2	1	2	2	1	7
at Boston College	12/3		7	0-0	0-0	1-2	0	0	0	1	1	1
Villanova	12/6		7	2-5	0-2	0-0	2	0	0	0	0	4
at Rhode Island	12/11		9	0-1	0-1	0-2	0	0	1	0	1	0
at Seton Hall	12/21		17	1-2	0-1	1-1	3	1	1	1	0	3
at Canisius	12/29		3	0-0	0-0	0-0	1	0	0	0	0	0
Niagara	1/2		11	1-3	0-0	0-0	1	0	0	1	0	2
Monmouth	1/5		11	2-5	0-1	2-2	1	0	1	0	1	6
Rider	1/10		12	0-2	0-0	0-0	2	0	1	0	0	0
at Marist	1/13		2	0-1	0-1	0-0	0	0	0	0	0	0
Saint Peters	1/15		12	1-2	0-1	0-0	1	1	0	1	2	2
at Quinnipiac	1/20		14	0-4	0-1	0-2	3	0	1	0	0	0
at Siena	1/22		4	1-1	0-0	0-0	0	0	0	0	0	2
at Rider	1/27		4	0-0	0-0	0-0	2	0	0	0	0	0
Quinnipiac	2/2		13	1-1	1-1	0-0	1	1	1	0	0	3
Manhattan	2/4		7	1-3	1-2	0-0	0	0	0	0	0	3
at Iona	2/8											
at Manhattan	2/10											
Marist	2/14											
Siena	2/17											
at Saint Peters	2/19											
at Monmouth	2/23											
Iona	2/25											

Kristen McLaughlin's Career

Year	GP	GS	Min	Avg	FG-FGA	Pct	3FG-FGA	Pct	FT-FTA	Pct	REB	Avg	A	TO	Blk	Stl	Pts	Avg
2014-15	11	0	50	4.5	3-8	.375	2-5	.400	2-4	.500	4	0.4	1	1	2	2	10	0.9
2015-16	27	4	251	9.3	15-46	.326	7-32	.219	6-9	.667	24	0.9	7	15	7	5	43	1.6
2016-17	26	3	95	3.7	2-12	.167	2-8	.250	2-4	.500	6	0.2	5	6	5	1	8	0.3
2017-18	22	0	234	10.6	19-60	.317	3-22	.136	7-14	.500	30	1.4	6	15	10	10	48	2.2
TOTAL	86	7	630	7.3	39-126	.310	14-67	.209	17-31	.548	64	0.7	19	37	23	18	109	1.3



KENDRA LANDY

#20

5-9 • Jr. • G • Durham, Conn. • Durham
Major: Accounting with Pre-med track

SEASON HIGHS

Category	Season High
Points	10, 3X (at Marist 1/13)
Rebounds	7, at Quinnipiac (1/20)
Assists	10, at Boston College (12/3)
Blocks	2, vs UMass Lowell (11/29)
Steals	5, vs Monmouth (1/5)
FG Made	5, vs New Hampshire (11/26)
FG Att	8, 2X (vs Quinnipiac 2/2)
3PFG Made	1, 2X (at Quinnipiac 1/20)
3PFG Att	3, 2X (vs Monmouth 1/5)
FT Made	4, vs Mount St Marys (11/21)
FT Att	4, vs Mount St Marys (11/21)

CAREER HIGHS

Category	Career High
Points	15, vs Canisius (2/23/17)
Rebounds	7, at Quinnipiac (1/20/18)
Assists	10, at Boston College (12/3/17)
Blocks	2, vs UMass Lowell (11/29/17)
Steals	5, vs Monmouth (1/5/18)
FG Made	5, vs New Hampshire (11/26/17)
FG Att	8, 3X (vs Quinnipiac 2/2/18)
3PFG Made	2, at Monmouth (1/4/17)
3PFG Att	4, vs Canisius (2/23/17)
FT Made	8, vs Canisius (2/23/17)
FT Att	10, vs Canisius (2/23/17)

STATISTICAL RANKINGS

Category	All Games
A-TO Ratio	1.45 (MAAC - 6, NCAA - 175)

MISCELLANEOUS

Category	2017-18	Career
Double-doubles	1	1
Double-Figure points	3	6
Double-Figure rebounds	-	-
Double-Figure assists	1	1
20-point games	-	-
Led team in scoring	-	-
Led team in rebounds	-	-
Led team in assists	9	18

KENDRA LANDY'S 2017-18 GAME-BY-GAME STATISTICS

Opponent	Date	GS	MIN	FG-A	3FG-A	FT-A	Reb	A	TO	B	S	TP
Richmond	11/10	*	28	1-4	0-1	1-2	2	4	5	0	1	3
at William&Mary	11/14	*	10	0-0	0-0	0-0	1	0	4	0	0	0
at Northeastern	11/17	*	29	0-2	0-1	1-2	4	3	3	0	1	1
Mount St. Marys	11/21	*	26	1-3	0-1	4-4	0	5	1	0	3	6
at Lehigh	11/25	*	23	2-6	0-1	2-2	1	1	0	0	1	6
New Hampshire	11/26	*	23	5-5	0-0	0-0	2	5	1	0	0	10
UMass Lowell	11/29	*	22	0-2	0-1	0-0	2	1	4	2	1	0
at Boston College	12/3	*	33	4-7	0-0	2-2	5	10	1	1	2	10
Villanova	12/6	*	18	1-6	0-3	0-0	4	3	2	0	0	2
at Rhode Island	12/11	*	28	1-3	0-2	0-0	4	5	3	0	1	2
at Seton Hall	12/21	*	24	0-1	0-1	2-2	1	4	4	0	1	2
at Canisius	12/29	*	19	0-0	0-0	0-2	2	3	3	0	0	0
Niagara	1/2	*	10	0-1	0-0	0-0	4	1	2	0	0	0
Monmouth	1/5	*	24	1-4	0-3	0-0	3	2	2	0	5	2
Rider	1/10	*	21	2-6	0-1	2-2	2	2	4	1	1	6
at Marist	1/13	*	31	4-8	0-0	2-2	2	7	1	0	0	10
Saint Peters	1/15	*	22	2-6	1-2	0-0	3	4	1	0	2	5
at Quinnipiac	1/20	*	23	2-4	1-1	0-0	7	5	2	0	1	5
at Siena	1/22	*	25	0-3	0-2	0-0	5	5	2	0	2	0
at Rider	1/27		27	2-5	0-1	0-0	3	1	3	0	0	4
Quinnipiac	2/2		24	1-8	0-1	0-0	2	2	2	0	0	2
Manhattan	2/4		14	0-0	0-0	0-2	1	1	1	0	1	0
at Iona	2/8											
at Manhattan	2/10											
Marist	2/14											
Siena	2/17											
at Saint Peters	2/19											
at Monmouth	2/23											
Iona	2/25											

Kendra Landy's Career

Year	GP	GS	Min	Avg	FG-FGA	Pct	3FG-FGA	Pct	FT-FTA	Pct	REB	Avg	A	TO	Blk	Stl	Pts	Avg
2015-16	26	0	143	5.5	4-25	.160	1-1	1.000	5-8	.625	18	0.7	18	22	2	5	14	0.5
2016-17	31	5	702	22.6	47-101	.465	8-26	.308	33-52	.635	48	1.5	92	71	6	19	135	4.4
2017-18	22	19	504	22.9	29-84	.345	2-22	.091	16-22	.727	60	2.7	74	51	4	23	76	3.5
TOTAL	79	25	1348	17.1	80-210	.381	11-49	.224	54-82	.659	126	1.6	184	144	12	47	225	2.8



SAM LEWIS

#30

5-11 • Fr. • G • Elkridge, Md. • Elkridge

Major: Undeclared

SEASON HIGHS

Category	Season High
Points	8, at Quinnipiac (1/20)
Rebounds	6, at Rhode Island (12/11)
Assists	1, 5X (at Quinnipiac 1/20)
Blocks	2, at William & Mary (11/14)
Steals	2, at William & Mary (11/14)
FG Made	3, 2X (at Quinnipiac 1/20)
FG Att	10, at Rhode Island (12/11)
3PFG Made	2, 4X (at Quinnipiac 1/20)
3PFG Att	8, at Rhode Island (12/11)
FT Made	-
FT Att	2, at Quinnipiac (1/20)

CAREER HIGHS

Category	Career High
Points	7, at Quinnipiac (1/20/18)
Rebounds	6, at Rhode Island (12/11/17)
Assists	1, 5X (at Quinnipiac 1/20/18)
Blocks	2, at William & Mary (11/14/17)
Steals	2, at William & Mary (11/14/17)
FG Made	3, 2X (at Quinnipiac 1/20/18)
FG Att	10, at Rhode Island (12/11/17)
3PFG Made	2, 4X (at Quinnipiac 1/20/18)
3PFG Att	8, at Rhode Island (12/11/17)
FT Made	-
FT Att	2, at Quinnipiac (1/20/18)

STATISTICAL RANKINGS

Category	All Games
----------	-----------

MISCELLANEOUS

Category	2017-18	Career
Double-doubles	-	-
Double-Figure points	-	-
Double-Figure rebounds	-	-
20-point games	-	-
Led team in scoring	1	1
Led team in rebounds	-	-
Led team in assists	-	-

SAM LEWIS' 2017-18 GAME-BY-GAME STATISTICS

Opponent	Date	GS	MIN	FG-A	3FG-A	FT-A	Reb	A	TO	B	S	TP
Richmond	11/10		2	0-1	0-1	0-0	0	0	0	0	0	0
at William&Mary	11/14		14	2-5	2-5	0-0	3	0	1	2	2	6
at Northeastern	11/17		9	2-8	2-7	0-0	3	1	0	0	0	6
Mount St. Marys	11/21		12	2-5	2-5	0-0	1	1	1	0	1	6
at Lehigh	11/25		5	0-1	0-1	0-0	0	0	0	0	0	0
New Hampshire	11/26		14	1-3	1-2	0-0	3	0	0	1	0	3
UMass Lowell	11/29					DNP						
at Boston College	12/3		3	0-2	0-1	0-0	0	1	0	0	0	0
Villanova	12/6		10	2-4	1-2	0-0	3	0	0	0	0	5
at Rhode Island	12/11		17	3-10	1-8	0-0	6	1	1	0	0	7
at Seton Hall	12/21		11	1-3	1-2	0-0	1	0	2	1	0	3
at Canisius	12/29		2	0-1	0-1	0-0	0	0	1	0	0	0
Niagara	1/2		10	0-3	0-3	0-0	0	0	0	1	0	0
Monmouth	1/5		4	0-2	0-1	0-0	0	0	0	0	0	0
Rider	1/10		7	0-2	0-1	0-0	2	0	1	0	0	0
at Marist	1/13		13	1-3	1-3	0-0	2	0	0	0	0	3
Saint Peters	1/15		9	0-3	0-2	0-0	2	0	2	0	0	0
at Quinnipiac	1/20		19	3-6	2-3	0-2	3	1	0	1	0	8
at Siena	1/22		5	0-0	0-0	0-0	0	0	0	0	0	0
at Rider	1/27		3	0-0	0-0	0-0	0	0	0	0	0	0
Quinnipiac	2/2					DNP						
Manhattan	2/4		1	0-0	0-0	0-0	0	0	0	0	0	0
at Iona	2/8											
at Manhattan	2/10											
Marist	2/14											
Siena	2/17											
at Saint Peters	2/19											
at Monmouth	2/23											
Iona	2/25											

Sam Lewis' Career

Year	GP	GS	Min	Avg	FG-FGA	Pct	3FG-FGA	Pct	FT-FTA	Pct	REB	Avg	A	TO	Blk	Stl	Pts	Avg
2017-18	20	0	170	8.5	17-62	.274	13-48	.271	0-2	.000	29	1.5	5	9	6	3	47	2.4
TOTAL	20	0	170	8.5	17-62	.274	13-48	.271	0-2	.000	29	1.5	5	9	6	3	47	2.4



MEAGAN MORELLI

#31

5-10 • Fr. • F • Nashua, N.H. • Bishop Guertin
Major: English

SEASON HIGHS

Category	Season High
Points	-
Rebounds	-
Assists	-
Blocks	-
Steals	-
FG Made	-
Fg Att	-
3PFG Made	-
3PFG Att	-
FT Made	-
FT Att	-

CAREER HIGHS

Category	Career High
Points	-
Rebounds	-
Assists	-
Blocks	-
Steals	-
FG Made	-
FG Att	-
3PFG Made	-
3PFG Att	-
FT Made	-
FT Att	-

STATISTICAL RANKINGS

Category	All Games
----------	-----------

MISCELLANEOUS

Category	2017-18	Career
Double-doubles	-	-
Double-Figure points	-	-
Double-Figure rebounds	-	-
20-point games	-	-
Led team in scoring	-	-
Led team in rebounds	-	-
Led team in assists	-	-

MEAGAN MORELLI'S 2017-18 GAME-BY-GAME STATISTICS

Opponent	Date	GS	MIN	FG-A	3FG-A	FT-A	Reb	A	TO	B	S	TP
Richmond	11/10					DNP						
at William&Mary	11/14					DNP						
at Northeastern	11/17					DNP						
Mount St. Marys	11/21					DNP						
at Lehigh	11/25					DNP						
New Hampshire	11/26					DNP						
UMass Lowell	11/29					DNP						
at Boston College	12/3					DNP						
Villanova	12/6					DNP						
at Rhode Island	12/11					DNP						
at Seton Hall	12/21					DNP						
at Canisius	12/29					DNP						
Niagara	1/2					DNP						
Monmouth	1/5					DNP						
Rider	1/10					DNP						
at Marist	1/13					DNP						
Saint Peters	1/15		3	0-0	0-0	0-0	0	0	1	0	0	0
at Quinnipiac	1/20					DNP						
at Siena	1/22					DNP						
at Rider	1/27					DNP						
Quinnipiac	2/2					DNP						
Manhattan	2/4					DNP						
at Iona	2/8											
at Manhattan	2/10											
Marist	2/14											
Siena	2/17											
at Saint Peters	2/19											
at Monmouth	2/23											
Iona	2/25											

Meagan Morelli's Career

Year	GP	GS	Min	Avg	FG-FGA	Pct	3FG-FGA	Pct	FT-FTA	Pct	REB	Avg	A	TO	Blk	Stl	Pts	Avg
2017-18	1	0	3	3.0	0-0	.000	0-0	.000	0-0	.000	0	0.0	0	1	0	0	0	0.0
TOTAL	1	0	3	3.0	0-0	.000	0-0	.000	0-0	.000	0	0.0	0	1	0	0	0	0.0

Year	GP	GS	Min	Avg	FG-FGA	Pct	3FG-FGA	Pct	FT-FTA	Pct	REB	Avg	A	TO	Blk	Stl	Pts	Avg
2017-18	2	0	4	2.0	0-0	.000	0-0	.000	0-0	.000	2	1.0	0	0	0	0	0	0.0
TOTAL	2	0	4	2.0	0-0	.000	0-0	.000	0-0	.000	2	1.0	0	0	0	0	0	0.0



JORDAN FRYE

#42

5-9 • Fr. • G • Lynn, Mass. • Marianapolis Prep
Major: Film, Television, and Media Arts

SEASON HIGHS

Category	Season High
Points	-
Rebounds	1, vs Saint Peter's (1/15)
Assists	-
Blocks	-
Steals	-
FG Made	-
FG Att	1, vs Saint Peter's (1/15)
3PFG Made	-
3PFG Att	-
FT Made	-
FT Att	-

CAREER HIGHS

Category	Career High
Points	-
Rebounds	1, vs Saint Peter's (1/15/18)
Assists	-
Blocks	-
Steals	-
FG Made	-
FG Att	1, vs Saint Peter's (1/15/18)
3PFG Made	-
3PFG Att	-
FT Made	-
FT Att	-

STATISTICAL RANKINGS

Category	All Games
----------	-----------

MISCELLANEOUS

Category	2017-18	Career
Double-doubles	-	-
Double-Figure points	-	-
Double-Figure rebounds	-	-
20-point games	-	-
Led team in scoring	-	-
Led team in rebounds	-	-
Led team in assists	-	-

JORDAN FRYE'S 2017-18 GAME-BY-GAME STATISTICS

Opponent	Date	GS	MIN	FG-A	3FG-A	FT-A	Reb	A	TO	B	S	TP
Richmond	11/10					DNP						
at William&Mary	11/14					DNP						
at Northeastern	11/17					DNP						
Mount St. Marys	11/21					DNP						
at Lehigh	11/25					DNP						
New Hampshire	11/26					DNP						
UMass Lowell	11/29					DNP						
at Boston College	12/3					DNP						
Villanova	12/6					DNP						
at Rhode Island	12/11					DNP						
at Seton Hall	12/21		2	0-0	0-0	0-0	0	0	0	0	0	0
at Canisius	12/29					DNP						
Niagara	1/2					DNP						
Monmouth	1/5					DNP						
Rider	1/10					DNP						
at Marist	1/13					DNP						
Saint Peters	1/15		3	0-1	0-0	0-0	1	0	0	0	0	0
at Quinnipiac	1/20					DNP						
at Siena	1/22					DNP						
at Rider	1/27					DNP						
Quinnipiac	2/2					DNP						
Manhattan	2/4					DNP						
at Iona	2/8											
at Manhattan	2/10											
Marist	2/14											
Siena	2/17											
at Saint Peters	2/19											
at Monmouth	2/23											
Iona	2/25											

Jordan Frye's Career

Year	GP	GS	Min	Avg	FG-FGA	Pct	3FG-FGA	Pct	FT-FTA	Pct	REB	Avg	A	TO	Blk	Stl	Pts	Avg
2017-18	2	0	5	2.5	0-1	.000	0-0	.000	0-0	.000	1	0.5	0	0	0	0	0	0.0
TOTAL	2	0	5	2.5	0-1	.000	0-0	.000	0-0	.000	1	0.5	0	0	0	0	0	0.0



NICOLE BUS

#44

6-1 • So. • F • Bright's Grove, Ontario • Northern Collegiate
Major: Biology

SEASON HIGHS

Category	Season High
Points	-
Rebounds	-
Assists	-
Blocks	-
Steals	-
FG Made	-
Fg Att	-
3PFG Made	-
3PFG Att	-
FT Made	-
FT Att	-

CAREER HIGHS

Category	Career High
Points	-
Rebounds	1, vs Marist (3/4/17)
Assists	-
Blocks	1, at Saint Peter's (2/14/17)
Steals	-
FG Made	-
FG Att	-
3PFG Made	-
3PFG Att	-
FT Made	-
FT Att	-

STATISTICAL RANKINGS

Category	All Games
----------	-----------

MISCELLANEOUS

Category	2017-18	Career
Double-doubles	-	-
Double-Figure points	-	-
Double-Figure rebounds	-	-
20-point games	-	-
Led team in scoring	-	-
Led team in rebounds	-	-
Led team in assists	-	-

NICOLE BUS' 2017-18 GAME-BY-GAME STATISTICS

Opponent	Date	GS	MIN	FG-A	3FG-A	FT-A	Reb	A	TO	B	S	TP
Richmond	11/10					DNP						
at William&Mary	11/14					DNP						
at Northeastern	11/17					DNP						
Mount St. Marys	11/21					DNP						
at Lehigh	11/25					DNP						
New Hampshire	11/26					DNP						
UMass Lowell	11/29					DNP						
at Boston College	12/3					DNP						
Villanova	12/6					DNP						
at Rhode Island	12/11					DNP						
at Seton Hall	12/21					DNP						
at Canisius	12/29					DNP						
Niagara	1/2					DNP						
Monmouth	1/5					DNP						
Rider	1/10					DNP						
at Marist	1/13					DNP						
Saint Peters	1/15					DNP						
at Quinnipiac	1/20					DNP						
at Siena	1/22					DNP						
at Rider	1/27					DNP						
Quinnipiac	2/2					DNP						
Manhattan	2/4					DNP						
at Iona	2/8											
at Manhattan	2/10											
Marist	2/14											
Siena	2/17											
at Saint Peters	2/19											
at Monmouth	2/23											
Iona	2/25											

Nicole Bus' Career

Year	GP	GS	Min	Avg	FG-FGA	Pct	3FG-FGA	Pct	FT-FTA	Pct	REB	Avg	A	TO	Blk	Stl	Pts	Avg
2016-17	10	0	10	1.0	0-0	.000	0-0	.000	0-0	.000	1	0.1	0	0	1	0	0	0.0
2017-18	0	0	0	0.0	0-0	.000	0-0	.000	0-0	.000	0	0.0	0	0	0	0	0	0.0
TOTAL	10	0	10	1.0	0-0	.000	0-0	.000	0-0	.000	1	0.1	0	0	1	0	0	0.0



GAME 1

NOVEMBER 11, 2017

Fairfield 67
Richmond 72

Webster Bank Arena
Bridgeport, Conn.

Richmond 72 • 1-0

#	Player	Total		3-Ptr		Rebounds		PF	TP	A	To	Bk	Stl	Min
		FG	FGA	FG	FGA	FT	FTA							
15	WIKE, Karleigh	f	2-7	0-0	2-3	1	2	3	6	0	0	1	1	20
33	DUGGAN, Amy	f	1-8	0-1	2-2	1	7	8	1	4	1	0	1	26
09	MURPHEE, Kyle	g	3-5	0-1	1-2	1	2	3	0	7	2	3	0	29
11	PARSON, Micaela	g	4-11	0-3	4-6	1	2	3	12	3	2	0	3	28
30	FEE, Kailyn	g	6-8	4-5	0-0	0	0	0	2	16	1	1	0	21
01	HINDS-CLARKE, Jaide	g	1-5	0-0	2-2	1	2	3	4	4	0	3	0	25
04	HATCHER, Dee	g	3-6	1-2	0-0	0	2	2	0	7	0	4	1	16
13	PARSON, Alex	g	4-9	2-3	0-2	1	4	5	3	10	1	0	4	22
14	HUDALLA, Alicia	g	3-3	0-0	0	1	0	1	0	6	1	0	2	19
23	CURRY, Tonysha	g	0-2	0-0	0-0	0	0	0	1	0	0	0	0	4
Team														
Totals		27-64		7-15		11-17		11		23		34		200

1st - FG %:	8-18	44.4%	2nd - FG %:	6-19	31.6%	3rd - FG %:	6-11	54.5%	4th - FG %:	7-16	43.8%	Game:	27-64	42.2%	Deadball	
3FG %:	4-5	80.0%	2-5	40.0%	3-4	75.0%	0-3	0.0%	0-3	0.0%	7-15	46.7%	Rebounds			
FT %:	2-3	66.7%	0-0	0.0%	2-6	33.3%	2-6	33.3%	11-17	64.7%	Rebounds					

Fairfield 67 • 0-1

#	Player	Total		3-Ptr		Rebounds		PF	TP	A	To	Bk	Stl	Min
		FG	FGA	FG	FGA	FT	FTA							
11	Cooper, Samantha	f	5-12	1-7	7-8	4	12	16	2	18	1	5	1	37
13	Diouf, Khadijatou	f	7-11	0-0	0-2	0	3	3	3	14	2	1	0	28
02	Kramer, Sam	g	4-10	3-9	0-0	0	3	3	0	11	5	2	0	40
14	Foley, Casey	g	5-7	3-4	1-2	0	5	5	14	4	2	1	3	37
20	Landy, Kendra	g	1-4	0-1	1-2	1	1	2	3	4	5	0	1	28
04	Schlosser, Erika	g	0-0	0-0	0	1	0	1	2	0	0	2	0	1
05	Hollenshead, Macey	g	1-3	1-1	0-0	0	1	1	0	3	1	3	0	12
12	Nibbelink, Eden	g	1-1	0-0	0	0	0	0	0	2	0	0	0	1
15	McLaughlin, Kristen	g	1-4	0-2	0-0	1	1	2	0	2	1	2	0	14
30	Lewis, Sam	g	0-1	0-1	0-0	0	0	0	0	0	0	0	0	2
Team														
Totals		25-53		8-25		9-14		8		23		34		200

1st - FG %:	10-17	58.8%	2nd - FG %:	5-13	38.5%	3rd - FG %:	5-11	45.5%	4th - FG %:	5-12	41.7%	Game:	25-53	47.2%	Deadball	
3FG %:	3-6	50.0%	2-4	50.0%	3-4	75.0%	0-3	0.0%	0-3	0.0%	9-14	64.3%	Rebounds			
FT %:	0-0	0.0%	0-0	0.0%	6-8	75.0%	3-6	50.0%	9-14	64.3%	Rebounds					

Officials: Kristi Mosley, Don Cummings, Brandon Appel
Technical fouls: Richmond-None. Fairfield-None.
Attendance: 788

Score by periods	1st	2nd	3rd	4th	Total
Richmond	22	14	20	16	72
Fairfield	23	12	18	14	67



GAME 4

NOVEMBER 21, 2017

Fairfield 76
Mount St. Mary's 65

Alumni Hall
Fairfield, Conn.

Mount St. Mary's 65 • 0-4

#	Player	Total		3-Ptr		Rebounds		PF	TP	A	To	Bk	Stl	Min
		FG	FGA	FG	FGA	FT	FTA							
11	Dickson, Katrice	f	4-6	0-0	3-4	0	6	6	2	11	2	2	0	28
32	Hummell, Caroline	f	1-2	0-0	1-2	1	2	3	3	3	0	2	0	20
10	White, Ashlee	g	5-13	2-5	0-0	2	3	5	4	12	2	0	2	30
02	Agentowitz, Kayla	g	10-15	4-5	0-0	0	6	6	1	24	2	3	0	40
24	Lawless, Juliette	g	1-2	0-0	0-0	1	1	1	1	2	4	0	0	26
01	Sullivan, Daly	g	1-2	1-2	0-0	0	0	0	3	3	1	1	0	17
03	Birkhead, Bridget	g	0-0	0-0	1-2	0	0	0	1	0	0	0	0	2
04	Settle, Jatarriah	g	2-5	0-0	0-0	0	1	1	0	4	0	2	0	11
12	Lee, Rebecca	g	0-0	0-0	0	2	2	0	0	0	0	3	0	3
13	Koutris, Hunter	g	0-0	0-0	0	0	1	1	0	0	0	0	0	3
20	Rowson, Hunter	g	2-5	0-0	1-2	2	0	2	5	5	1	3	1	20
Team														
Totals		26-50		7-12		6-10		9		25		34		200

1st - FG %:	5-9	55.6%	2nd - FG %:	6-14	42.9%	3rd - FG %:	5-13	38.5%	4th - FG %:	10-14	71.4%	Game:	26-50	52.0%	Deadball	
3FG %:	2-4	50.0%	1-3	33.3%	0-1	0.0%	4-4	100.0%	7-12	58.3%	Rebounds					
FT %:	1-2	50.0%	1-3	33.3%	2-5	40.0%	2-2	100.0%	6-10	60.0%	Rebounds					

Fairfield 76 • 1-3

#	Player	Total		3-Ptr		Rebounds		PF	TP	A	To	Bk	Stl	Min
		FG	FGA	FG	FGA	FT	FTA							
11	Cooper, Samantha	f	7-14	0-2	3-3	2	8	10	0	17	1	2	0	35
13	Diouf, Khadijatou	f	6-13	0-0	2-4	5	4	9	2	14	3	2	0	32
02	Kramer, Sam	g	2-10	7-10	0-0	1	0	1	3	27	4	1	0	37
14	Foley, Casey	g	10-19	2-7	0-0	0	3	4	6	6	0	2	1	35
20	Landy, Kendra	g	1-3	0-1	4-4	0	0	1	6	5	1	0	3	26
05	Hollenshead, Macey	g	0-0	0-0	0-2	0	0	0	0	3	1	0	0	10
12	Nibbelink, Eden	g	0-1	0-1	0	1	0	1	0	0	0	0	0	3
15	McLaughlin, Kristen	g	0-4	0-0	0	2	1	3	0	0	0	1	0	10
30	Lewis, Sam	g	2-5	2-5	0-0	1	0	1	6	1	0	1	0	12
Team														
Totals		28-64		11-27		9-13		14		18		32		200

1st - FG %:	8-16	50.0%	2nd - FG %:	7-18	38.9%	3rd - FG %:	7-17	41.2%	4th - FG %:	6-13	46.2%	Game:	28-64	43.8%	Deadball	
3FG %:	2-4	50.0%	1-3	33.3%	0-1	0.0%	4-4	100.0%	7-12	58.3%	Rebounds					
FT %:	1-3	33.3%	2-3	66.7%	0-1	0.0%	6-6	100.0%	9-13	69.2%	Rebounds					

Officials: Norma Jones, Mark Behrens, Lori Deutsch
Technical fouls: Mount St. Mary's-None. Fairfield-None.
Attendance: 287

Score by periods	1st	2nd	3rd	4th	Total
Mount St. Mary's	13	14	12	26	65
Fairfield	20	20	15	21	76

Last FG - MOUNTW 4th-00:06, FFD 4th-04:51.
Largest lead - MOUNTW by 2 1st-09:47, FFD by 26 3rd-06:28.
MOUNTW led for 01:48, FFD led for 36:37. Game was tied for 01:34.

Score tied - 2 times.
Lead changed - 1 time.



GAME 2

NOVEMBER 14, 2017

Fairfield 47
William & Mary 57

Kaplan Arena
Williamsburg, Va.

Fairfield 47 • 0-2

#	Player	f	g	Total		3-Ptr		Rebounds		PF	TP	A	To	Bk	Stl	Min	
				FG	FGA	FG	FGA	FT	FTA								Off
11	Cooper, Samantha	f		4-16	1-4	7-8		5	8	13	2	16	1	2	1	40	
13	Diouf, Khadijatou	f		5-16	0-0	0-0		5	3	8	3	10	1	2	0	30	
02	Kramer, Sam		g	4-13	3-7	1-1		0	0	0	1	12	2	2	0	35	
14	Foley, Casey		g	0-4	0-4	0-0		0	1	1	2	0	7	3	0	35	
20	Landy, Kendra		g	0-0	0-0	0-0		0	1	1	2	0	0	4	0	10	
04	Schlosser, Erika		g	0-0	0-0	0-0		0	1	1	0	0	0	0	0	5	
05	Hollenshead, Macey		g	0-2	0-2	0-0		3	2	5	2	0	1	3	0	21	
15	McLaughlin, Kristen		g	1-5	1-2	0-0		1	0	1	1	3	0	2	0	10	
30	Lewis, Sam		g	2-5	2-5	0-0		0	3	3	2	6	0	1	2	14	
Team								5		2							
Totals				16-61		7-24		8-9		19		21		40		17	



GAME 7

NOVEMBER 29, 2017
Fairfield 78
UMass Lowell 67

Alumni Hall
Fairfield, Conn.

UMass Lowell 67 • 2-5

#	Player	Total		3-Ptr		Rebounds		PF	TP	A	To	Blk	Stl	Min
		FG	FGA	FT	FTA	Off	Def							
11	GIBBS, Kayla	11	14	0-0	3-5	8	5	13	3	25	1	4	1	0
34	McKIE, Katie	5	9	0-0	0-0	0	1	1	2	0	0	0	0	12
04	RUDOLPH, Brianna	0	2	0-0	0-0	0	3	3	4	10	2	0	0	1
10	LOPEZ, Paula	5	7	0-0	0-0	0	3	3	4	10	2	4	1	0
11	LOURO, Jennifer	0	4	0-2	0-0	0	2	2	5	0	3	0	0	0
03	HENDRICK, Megan	0	3	0-2	2-2	0	0	0	1	2	0	0	0	0
05	SVENNE, Linda	3	10	1-5	2-4	1	3	4	3	9	2	3	0	0
21	CASSIDY, Saoirse	1	3	1-2	0-0	0	0	0	0	3	0	1	0	0
12	SHACKELFORD, Oda	3	5	0-0	2-2	1	3	4	2	8	0	2	0	0
25	STANCIEL, Cierra	0	0	0-0	0-0	0	0	0	0	0	0	0	0	8
Team		2		2		2		4		1		1		0
Totals		28-57		2-11		12		22		34		67		100

1st FG %:	8-14	57.1%	2nd:	10-15	66.7%	3rd:	3-12	25.0%	4th:	7-16	43.8%	Game:	28-57	49.1%	Deadball
3FG %:	1-2	50.0%	1-4	25.0%	0-2	0.0%	0-3	0.0%	2-11	18.2%	Rebounds	1			
FT %:	0-1	0.0%	4-6	66.7%	0-0	0.0%	1-2	50.0%	9-14	64.3%	Rebounds	1			

Fairfield 78 • 2-5

#	Player	Total		3-Ptr		Rebounds		PF	TP	A	To	Blk	Stl	Min
		FG	FGA	FT	FTA	Off	Def							
11	Cooper, Samantha	9	18	2-5	4-4	2	4	6	2	24	1	1	0	0
13	Diouf, Khadijatou	4	8	0-0	1-2	2	3	5	4	5	0	1	0	1
02	Kramer, Sam	9	24	0-0	9-10	0	5	5	0	19	7	1	1	1
14	Foley, Casey	9	4-6	2-3	1-2	1	1	2	4	11	5	1	1	1
20	Landy, Kendra	9	0-2	0-1	0-0	0	2	2	1	0	1	4	2	1
04	Schlosser, Erika	2	5	2-5	0-0	0	1	1	1	6	2	2	0	0
05	Hollenshead, Macey	2	3	0-0	2-4	0	1	1	0	6	1	0	0	3
12	Nibbelink, Eden	0	0	0-0	0-0	0	1	1	0	0	0	0	0	0
15	McLaughlin, Kristen	2	4	0-1	3-5	1	1	2	7	1	2	2	1	2
Team		0		0		2		2		2		2		0
Totals		25-50		8-19		20		27		14		78		100

1st FG %:	10-18	55.6%	2nd:	2-7	28.6%	3rd:	6-12	50.0%	4th:	7-13	53.8%	Game:	25-50	50.0%	Deadball
3FG %:	2-5	40.0%	2-3	66.7%	2-6	33.3%	2-5	40.0%	7-19	36.8%	Rebounds	4			
FT %:	1-2	50.0%	5-8	62.5%	6-7	85.7%	10	80.0%	20-27	74.1%	Rebounds	4			

Officials: Geraldine Smith, Safi Esho, Brandon Angel
Technical fouls: UMass Lowell=None, Fairfield=None.
Attendance: 364

Score by periods		1st	2nd	3rd	4th	Total
UMass Lowell		17	25	10	15	67
Fairfield		23	11	20	24	78

Last FG - UMLW 4th-00:11, FFD 4th-01:25.
Largest lead - UMLW by 10 3rd-09:38, FFD by 13 4th-00:28.
UMLW led for 10:59, FFD led for 26:50. Game was tied for 02:11.

GAME 10

DECEMBER 11, 2017
Fairfield 47
Rhode Island 62

Ryan Center
Kingston, R.I.

Fairfield 47 • 3-7

#	Player	Total		3-Ptr		Rebounds		PF	TP	A	To	Blk	Stl	Min
		FG	FGA	FT	FTA	Off	Def							
11	Cooper, Samantha	7	13	1-3	2-6	4	4	8	1	9	2	4	0	1
13	Diouf, Khadijatou	5	15	0-0	1-2	5	2	7	3	11	0	1	1	1
02	Kramer, Sam	9	5-16	4-12	2-2	1	1	2	16	1	2	0	1	35
14	Foley, Casey	9	1-3	0-1	0-0	2	2	2	3	2	4	0	1	1
20	Landy, Kendra	9	1-3	0-2	0-0	0	4	4	1	2	5	3	0	1
04	Schlosser, Erika	0	0	0-0	0-0	1	0	1	0	0	0	0	1	6
05	Hollenshead, Macey	0	0	0-0	0-0	0	0	0	0	0	0	1	0	0
12	Nibbelink, Eden	0	0	0-0	0-0	0	1	1	0	0	0	0	0	0
15	McLaughlin, Kristen	0	1	0-1	0-2	0	0	0	0	0	0	1	0	9
30	Lewis, Sam	3	10	1-8	0-0	1	5	6	0	7	1	1	0	0
Team		1		1		5		1		6		1		7
Totals		18-61		6-27		19		20		39		10		47

1st FG %:	4-16	25.0%	2nd:	5-18	27.8%	3rd:	5-15	33.3%	4th:	4-12	33.3%	Game:	18-61	29.5%	Deadball
3FG %:	1-7	14.3%	2-7	28.6%	3-8	37.5%	0-5	0.0%	6-27	22.2%	Rebounds	4			
FT %:	2-2	100.0%	2-2	100.0%	2-4	50.0%	4	0.0%	5-12	41.7%	Rebounds	4			

Rhode Island 62 • 2-8

#	Player	Total		3-Ptr		Rebounds		PF	TP	A	To	Blk	Stl	Min
		FG	FGA	FT	FTA	Off	Def							
01	ROSS, Jalissa	4	8	2-3	0-0	2	1	3	4	10	5	0	0	2
23	JORGENSEN, Nicole	1	4	0-0	3-7	5	10	3	19	0	4	2	0	35
00	LASSITER, Ednaia	9	0-7	0-4	0-0	1	1	2	0	3	4	3	0	25
01	COLOME, Eleny	9	2-7	1-2	1-2	0	4	4	1	6	4	3	0	29
31	STREETER, Abby	9	5-7	5-7	0-0	0	2	2	0	15	1	1	0	25
04	PEREZ, Laura	2	2	1-1	0-0	0	4	4	0	5	0	0	0	11
12	MOFFITT, Maia	0	0	0-0	0-0	0	0	0	0	0	0	0	1	0
23	VARGAS, Marta	2	3	0-1	0-0	0	2	2	0	4	3	1	0	16
22	GREEN, Gabrielle	0	0	0-0	1-2	0	0	0	0	1	0	0	0	1
03	OBERG, Meghan	0	4	0-2	0-0	2	3	5	4	0	1	1	3	0
34	MOTRECHUK, Dina	1	2	0-0	0-0	1	1	2	3	2	1	2	0	0
Team		1		1		4		5		1		6		7
Totals		24-53		9-20		11		12		27		39		62

1st FG %:	8-14	57.1%	2nd:	4-11	36.4%	3rd:	5-16	31.3%	4th:	7-12	58.3%	Game:	24-53	45.3%	Deadball
3FG %:	2-5	40.0%	2-5	40.0%	1-5	20.0%	4-5	80.0%	9-20	45.0%	Rebounds	3			
FT %:	0-0	0.0%	2-4	50.0%	3-7	42.9%	0-0	0.0%	1-1	100.0%	Rebounds	3			

Officials: Tara Cruise, Ken Kelly, Heather Browne
Technical fouls: Fairfield=None, Rhode Island=None.
Attendance: 359

Score by periods		1st	2nd	3rd	4th	Total
Fairfield		11	14	14	8	47
Rhode Island		18	12	14	18	62

Last FG - FFD 4th-03:10, URI 4th-01:24.
Largest lead - FFD by 4 3rd-05:45, URI by 15 4th-03:23.
FFD led for 05:59, URI led for 32:53. Game was tied for 01:07.



GAME 8


DECEMBER 3, 2017
Fairfield 66
Boston College 58

Conte Forum
Chestnut Hill, Mass.

Fairfield 66 • 3-5

#	Player	Total		3-Ptr		Rebounds		PF	TP	A	To	Blk	Stl	Min
		FG	FGA	FT	FTA	Off	Def							
11	Cooper, Samantha	7	14	2-5	2-4	1	9	10	3	24	1	2	1	0
13	Diouf, Khadijatou	9	2-10	0-0	2-2	2	4	6	2	16	1	1	1	1
02	Kramer, Sam	9	7-14	1-7	1-2	0	1	1	3	6	2	1	0	1
14	Foley, Casey	9	2-9	2-6	0-0	0	2	2	1	10	1	1	0	4
20	Landy, Kendra	9	4-7	0-0	2-2	3	5	2	2	16	1	1	1	2
04	Schlosser, Erika	0	1	0-1	0-0	0	2	2	0	0	0	0	0	0
05	Hollenshead, Macey	0	2	0-2	0-0	0	2	2	1	0	2	0	0	0
12	Nibbelink, Eden	0	1	0-0	0-0	0	0	0	0	0	0	0	0	0
15	McLaughlin, Kristen	0	0	0-0	1-2	0	0	0	2	1	0	1	1	7
30	Lewis, Sam	0	2	0-1	0-0	0	0	0	0	0	1	0	0	0
Team		3		3		3		3		3		3		0
Totals		24-64		10-28		8		23		31		14		66

1st FG %:	4-18	22.2%	2nd:	5-17	29.4%	3rd:	9-16	56.3%	4th:	6-13	46.2%	Game:	24-64	37.5%	Deadball
3FG %:	2-8	25.0%	3-10	30.0%	1-4	25.0%	4-6	66.7%	10-28	35.7%	Rebounds				
FT %:	2-2	100.0%	0-0	0.0%	1-2	50.0%	5-8	62.5%	8-12	66.7%					



GAME 13

JANUARY 2, 2018
Fairfield 59
Niagara 53 (OT)

Alumni Hall
Fairfield, Conn.

Niagara 53 • 4-9, 1-1 MAAC

#	Player		Total		3-Ptr		Reb		PF	TP	A	To	Blk	Stl	Min
			FG	FGA	FT	FTA	Off	Def							
22	Victoria Rampado	f	5-10	0-1	2-5	5	10	15	0	2	1	0	36		
44	Kaylee Stroomple	f	6-18	0-2	5-7	5	5	10	2	14	3	0	2	42	
04	Jai Moore	g	4-11	0-0	2-3	1	5	6	2	10	1	6	0	37	
10	Jamie Sherburne	g	4-14	0-5	0-0	0	1	1	3	8	2	4	0	41	
21	Maggie McIntyre	g	1-6	1-6	0-0	0	5	5	1	3	3	2	0	41	
05	Claire Wanzer	g	0-0	0-0	0-0	0	1	1	0	0	0	0	0	7	
12	Emerald Ekpiteta	g	0-0	0-0	0-0	0	1	1	0	0	0	1	1	12	
24	Morgan Baughman	g	1-3	1-3	0-0	0	1	1	1	3	0	1	0	8	
	Team					2	3	5							
Totals			21-62	2-17	9-15	14	31	45	14	53	9	19	2	7	225

1st - FG %: 7-14 50.0%	2nd: 7-17 41.2%	3rd: 4-14 28.6%	4th: 2-10 20.0%	Game: 21-62 33.9%	Deadball
3FG %: 1-2 50.0%	1-5 20.0%	0-3 0.0%	0-5 0.0%	2-17 11.8%	Rebounds
FT %: 2-3 66.7%	0-1 0.0%	3-4 75.0%	0-5 0.0%	9-15 60.0%	2

Fairfield 59 • 5-8, 2-0 MAAC

#	Player	Total		3-Ptr		Rebounds		PF	TP	A	To	Blk	Stl	Min
		FG	FGA	FT	FTA	Off	Def							
11	Cooper, Samantha	f	5-16	1-5	2-4	3	8	11	5	13	0	4	0	28
13	Diouf, Khadiatou	f	6-16	0-0	2-2	4	11	15	2	14	2	0	0	45
02	Kramer, Sam	g	3-9	2-7	1-2	2	2	4	0	9	2	3	0	41
14	Foley, Casey	g	3-6	2-3	6-6	1	2	3	4	14	4	2	0	29
20	Landy, Kendra	g	0-1	0-0	0-0	0	4	4	0	0	1	2	0	10
04	Schlosser, Erika	g	2-5	2-4	0-0	0	0	0	0	6	2	0	0	19
05	Hollenshead, Macey	g	0-2	0-1	1-2	0	1	3	1	1	2	0	0	26
12	Nibbelink, Eden	g	0-0	0-0	0	2	2	0	0	0	2	0	1	6
15	McLaughlin, Kristen	g	1-3	0-0	0-0	0	1	1	0	2	0	0	1	11
30	Lewis, Sam	g	0-3	0-3	0-0	0	0	0	2	0	0	1	0	10
Totals		20-61	7-23	12-16	11	31	42	16	59	12	15	6	8	225

1st - FG %: 5-15 33.3%	2nd: 5-12 41.7%	3rd: 6-19 31.6%	4th: 3-13 23.1%	Game: 20-61 32.8%	Deadball
3FG %: 2-4 50.0%	1-5 20.0%	1-8 12.5%	3-6 50.0%	7-23 30.4%	Rebounds
FT %: 0-0 0.0%	0-0 0.0%	0-0 0.0%	0-0 0.0%	12-16 75.0%	3

Officials: Kevin Farlow, Jenna Schroeder, Pastor Torres
Technical fouls: Niagara-None. Fairfield-None.
Attendance: 267


Score by periods	1st	2nd	3rd	4th	OT	Total
Niagara	17	15	11	8	2	53
Fairfield	12	11	13	15	8	59

Last FG - NIAGW OT-62:17, FFD OT-01:56.

Largest lead - NIAGW by 10 1st-01:55, FFD by 6 OT-00:18.

NIAGW led for 34:22. FFD led for 05:05. Game was tied for 05:03.

Score tied - 5 times.
Lead changed - 3 times.



GAME 16

JANUARY 13, 2018
Fairfield 63
Marist 71

McCann Arena
Poughkeepsie, N.Y.

Fairfield 63 • 6-10 (3-2 MAAC)

#	Player	Total		3-Ptr		Rebounds		PF	TP	A	To	Blk	Stl	Min
		FG	FGA	FT	FTA	Off	Def							
11	Cooper, Samantha	f	4-12	1-4	2-2	3	11	14	0	11	1	4	0	38
13	Diouf, Khadiatou	f	3-13	0-0	0-0	4	6	10	3	6	0	2	0	38
02	Kramer, Sam	g	5-8	4-5	0-0	1	2	1	2	14	2	0	0	25
14	Foley, Casey	g	4-8	3-5	1-2	1	0	1	5	12	2	2	0	37
20	Landy, Kendra	g	4-8	0-0	2-2	0	2	2	4	10	7	1	0	31
04	Schlosser, Erika	g	1-2	1-1	0-0	0	0	0	0	3	0	0	0	3
05	Hollenshead, Macey	g	2-4	0-2	0-0	0	1	1	2	4	1	1	0	21
12	Nibbelink, Eden	g	0-2	0-1	0-0	0	0	0	0	0	0	0	0	2
15	McLaughlin, Kristen	g	0-1	0-1	0-0	0	0	0	0	0	0	0	0	2
30	Lewis, Sam	g	1-3	1-3	0-0	0	2	2	2	3	0	0	0	13
Totals		24-61	10-22	5-6	11	25	36	17	63	13	11	0	3	200

1st - FG %: 1-12 8.3%	2nd: 6-18 33.3%	3rd: 10-18 55.6%	4th: 7-13 53.8%	Game: 24-61 39.3%	Deadball
3FG %: 0-7 0.0%	3-6 50.0%	3-4 75.0%	4-5 80.0%	10-22 45.5%	Rebounds
FT %: 0-0 0.0%	2-2 100.0%	1-2 50.0%	2-2 100.0%	5-6 83.3%	1

Marist 71 • 8-9 (4-1 MAAC)

#	Player	Total		3-Ptr		Rebounds		PF	TP	A	To	Blk	Stl	Min
		FG	FGA	FT	FTA	Off	Def							
03	Gilmer, Alana	f	8-14	0-1	4-5	0	5	5	0	20	3	1	1	37
10	Fitzpatrick, Maura	f	3-5	1-2	3-4	0	2	2	1	10	0	0	1	36
21	Duffell, Willow	c	3-9	0-0	4-8	3	4	7	1	10	1	2	0	31
08	Vander Weide, Grace	g	4-10	2-4	4-6	1	9	10	1	14	5	0	1	37
23	Hand, Rebekah	g	3-8	2-5	2-2	3	3	6	3	10	5	0	1	28
02	Best, Allie	g	1-3	0-1	2-2	0	1	1	0	4	1	1	0	15
10	Hand, Hannah	g	1-1	1-1	0-0	0	0	0	2	3	0	0	0	9
25	Redden, Gabi	g	0-1	0-0	0-0	0	0	0	0	0	0	1	0	4
31	Smith, Molly	g	0-2	0-1	0-0	0	1	1	0	0	0	0	0	3
Totals		23-53	6-15	19-27	9	26	35	8	71	15	5	2	7	200

1st - FG %: 7-14 50.0%	2nd: 7-13 53.8%	3rd: 6-15 40.0%	4th: 3-11 27.3%	Game: 23-53 43.4%	Deadball
3FG %: 2-2 100.0%	1-7 14.3%	1-7 14.3%	0-1 0.0%	6-15 40.0%	Rebounds
FT %: 3-3 100.0%	6-8 75.0%	1-2 50.0%	9-14 64.3%	19-27 70.4%	4

Officials: Albert Tibus, Kristi Vera, Kristi Mosley
Technical fouls: Fairfield-None. Marist-None.
Attendance: 1650

Score by periods	1st	2nd	3rd	4th	Total
Fairfield	2	17	24	20	63
Marist	19	23	14	15	71

Last FG - FFD 4th-00:05, MARW 4th-03:37.

Largest lead - FFD None, MARW by 24 2nd-03:01.

FFD led for 00:00. MARW led for 38:43. Game was tied for 01:16.

Score tied - 1 time.
Lead changed - 0 times.



GAME 14

JANUARY 5, 2018
Fairfield 61
Monmouth 55 (OT)

Alumni Hall
Fairfield, Conn.

Monmouth 55 • 2-11, 0-2 MAAC

#	Player	Total		3-Ptr		Rebounds		PF	TP	A	To	Blk	Stl	Min
		FG	FGA	FT	FTA	Off	Def							
01	Zelaya, Adriana	f	2-6	2-4	0-0	0	3	3	1	6	1	1	0	19
24	Balman, Erica	c	2-5	0-0	0-2	2	6	8	1	4	0	2	0	22
12	Jarrot, Alaina	g	3-10	1-6	0-0	0	1	1	2	7	4	0	2	27
20	Barker, McKinzie	g	1-3	0-1	0-0	1	2	1	2	4	2	0	0	29
21	Spencer-Knight, Rhai	g	3-7	0-2	4-5	2	6	8	2	10	1	6	0	32
03	Graham, Rosa	g	3-8	3-6	2-2	1	1	2	2	11	0	0	0	21
04	Dockery, Selina	g	0-2	0-1	0-0	0	0	0	1	0	1	5	0	14
10	Carbone, Dana	g	1-6	1-6	0-0	0	2	2	1	3	1	1	0	15
22	Middleton, Alexa	g	5-9	0-0	1-2	4	10	14	5	11	1	1	0	23
32	Nason, Taylor	g	0-0	0-0	1-2	1	4	5	0	1	1	1	1	23
Totals		20-56	7-26	8-13	12	36	48	16	55	17	23	2	7	225

1st - FG %: 7-11 63.6%	2nd: 3-13 23.1%	3rd: 5-10 50.0%	4th: 4-17 23.5%	Game: 20-56 35.7%	Deadball
3FG %: 1-1 100.0%	1-8 12.5%	1-4 25.0%	3-10 30.0%	7-26 26.9%	Rebounds
FT %: 1-1 100.0%	1-2 50.0%	0-0 0.0%	4-8 66.7%	8-13 61.5%	3

Fairfield 61 • 6-8, 3-0 MAAC

#	Player	Total		3-Ptr		Rebounds		PF	TP	A	To	Blk	Stl	Min
		FG	FGA	FT	FTA	Off	Def							
11	Cooper, Samantha	f	6-17	2-5	3-4	2	7	9	3	17	1	2	0	37
13	Diouf, Khadiatou	f	5-16	0-0	3-4	3	5	8	2	13	0	1	0	42
02	Kramer, Sam	g	5-15	4-10	0-0	0	2	2	1	14	3	1	0	40
14	Foley, Casey	g	0-7	0-6	2-2	3	5	8	4	8	4	1	2	43
20	Landy, Kendra	g	1-4	0-3	0-0	1	3	2	2	2	2	0	5	24
04	Schlosser, Erika	g	0-0	0-0	0-0	0	0	0	0	0	0	0	0	3
05	Hollenshead, Macey	g	2-3	1-2	2-2	0	3	3	1	7	2	1	0	21
15	McLaughlin, Kristen	g	2-5	0-1	2-2	1	0	1	0	6	0	1	0	11
30	Lewis, Sam	g	0-2	0-1	0-0	0	0	0	0	0	0	0	0	4
Totals		21-69	7-28	12-14	14	25	39	13	61	16	12	1	0	225

1st - FG %: 5-16 31.3%	2nd: 3-14 21.4%	3rd: 5-20 25.0%	4th: 6-13 46.2%	Game: 21-69 30.4%	Deadball
3FG %: 2-9 22.2%	0-5 0.0%	1-8 12.5%	3-4 75.0%	7-28 25.0%	Rebounds
FT %: 2-2 100.0%	2-2 100.0%	0-0 0.0%	2-2 100.0%	12-14 85.7%	0.1



2017-18 Fairfield Women's Basketball **Fairfield Combined Team Statistics (as of Feb 06, 2018)** **All games**



RECORD:	OVERALL	HOME	AWAY	NEUTRAL
ALL GAMES	9-13	6-4	3-8	0-1
CONFERENCE	6-5	4-2	2-3	0-0
NON-CONFERENCE	3-8	2-2	1-5	0-1

#	Player	gp-gs	min	avg	Total		3-Point		F-Throw		Rebounds				pf	dq	a	to	blk	stl	pts	avg
					fg	fga	fg%	3fg	3fga	3fg%	ft	fta	ft%	off	def	tot	avg					
11	Cooper, Samantha	22-22	777	35.3	109-310	.352	29-105	.276	67-100	.670	52	172	224	10.2	44	1	26	55	8	12	314	14.3
13	Diouf, Khadidiatou	22-22	698	31.7	101-252	.401	0-2	.000	24-36	.667	56	83	139	6.3	54	0	17	43	13	15	226	10.3
02	Kramer, Sam	22-22	703	32.0	74-208	.356	43-128	.336	28-35	.800	15	42	57	2.6	36	0	55	29	1	14	219	10.0
14	Foley, Casey	22-22	718	32.6	43-148	.291	29-92	.315	18-23	.783	17	53	70	3.2	74	4	74	38	6	35	133	6.0
05	Hollenshead, Macey	22-3	349	15.9	33-66	.500	13-31	.419	21-34	.618	12	36	48	2.2	32	0	28	33	0	13	100	4.5
04	Schlosser, Erika	19-0	221	11.6	25-59	.424	14-42	.333	3-3	1.000	9	12	21	1.1	6	0	13	10	0	5	67	3.5
20	Landy, Kendra	22-19	504	22.9	29-84	.345	2-22	.091	16-22	.727	8	52	60	2.7	40	2	74	51	4	23	76	3.5
30	Lewis, Sam	20-0	170	8.5	17-62	.274	13-48	.271	0-2	.000	7	22	29	1.5	18	0	5	9	6	3	47	2.4
15	McLaughlin, Kristen	22-0	234	10.6	19-60	.317	3-22	.136	7-14	.500	13	17	30	1.4	15	0	6	15	10	10	48	2.2
12	Nibbelink, Eden	15-0	64	4.3	2-22	.091	1-16	.063	1-2	.500	5	8	13	0.9	8	0	1	7	4	1	6	0.4
31	Morelli, Meagan	1-0	3	3.0	0-0	.000	0-0	.000	0-0	.000	0	0	0	0.0	3	0	0	1	0	0	0	0.0
42	Frye, Jordan	2-0	5	2.5	0-1	.000	0-0	.000	0-0	.000	0	1	1	0.5	0	0	0	0	0	0	0	0.0
40	Bauer, Molly	2-0	4	2.0	0-0	.000	0-0	.000	0-0	.000	0	2	2	1.0	1	0	0	0	0	0	0	0.0
Team											51	29	80				10					
Total.....		22	4450		452-1272	.355	147-508	.289	185-271	.683	245	529	774	35.2	331	7	299	301	52	131	1236	56.2
Opponents.....		22	4450		493-1207	.408	139-386	.360	227-322	.705	228	614	842	38.3	328	-	275	326	82	156	1352	61.5

TEAM STATISTICS	FFD	OPP	Date	Opponent	Score	Att.
SCORING	1236	1352	11/10/17	RICHMOND	L 67-72	788
Points per game	56.2	61.5	11/14/17	at William & Mary	L 47-57	322
Scoring margin	-5.3	-	11/17/19	at Northeastern	L 43-63	352
FIELD GOALS-ATT	452-1272	493-1207	11/21/17	MOUNT ST. MARY'S	w 76-65	287
Field goal pct	.355	.408	11/25/17	at Lehigh	L 53-56	571
3 POINT FG-ATT	147-508	139-386	11/26/17	vs New Hampshire	L 61-71	460
3-point FG pct	.289	.360	11/29/17	UMASS LOWELL	w 78-67	364
3-pt FG made per game	6.7	6.3	12/3/17	at Boston College	w 66-58	893
FREE THROWS-ATT	185-271	227-322	12/06/17	VILLANOVA	L 44-73	521
Free throw pct	.683	.705	12/11/17	at Rhode Island	L 47-62	359
F-Throws made per game	8.4	10.3	12/21/17	at Seton Hall	L 61-80	1655
REBOUNDS	774	842	* 12/29/17	at Canisius	w 56-52	0
Rebounds per game	35.2	38.3	* 01/02/18	NIAGARA	Wot 59-53	267
Rebounding margin	-3.1	-	* 01/05/18	MONMOUTH	Wot 61-55	372
ASSISTS	299	275	* 01/10/18	RIDER	L 45-61	221
Assists per game	13.6	12.5	* 01/13/18	at Marist	L 63-71	1650
TURNOVERS	301	326	* 01/15/18	SAINT PETER'S	w 62-41	427
Turnovers per game	13.7	14.8	* 01/20/18	at Quinnipiac	L 45-77	1197
Turnover margin	+1.1	-	* 01/22/18	at Siena College	L 40-51	412
Assist/turnover ratio	1.0	0.8	* 01/27/18	at Rider	w 68-57	652
STEALS	131	156	* 02/02/18	QUINNIPAC	L 39-58	652
Steals per game	6.0	7.1	* 02/04/18	MANHATTAN	w 55-52	503
BLOCKS	52	82				
Blocks per game	2.4	3.7				
ATTENDANCE	4402	8523				
Home games-Avg/Game	10-440	11-733				
Neutral site-Avg/Game	-	1-460				

* - MAAC game

Score by Periods	1st	2nd	3rd	4th	OT	Totals
Fairfield	295	294	301	327	19	1236
Opponents	343	332	310	360	7	1352